



PRODUCT CATALOGUE

Vol. **13.0**

Experience the Clover difference.



CLOVER MFG. CO.,LTD.

Clover manufactures products that are safe and reliable from the customers' perspective, and which are also environmentally friendly.



Clover's quality policy

- We maximize our corporate value by manufacturing products that satisfy and resonate with customers.
- We reflect customers' demands and expectations into product manufacturing.
- We actively respond to environmental issues under our motto of being a company that is friendly to people and the environment.



Our symbol of commitment to quality

- Origin of our Clover Mark -

When Toshio Okada, the founder of Clover Mfg. Co., Ltd., started to work for a needle wholesaler in Osaka at the age of 14, his mentor gave him a textbook on moral philosophy. As a bookmark for this book, Toshio used a clover leaf grown in his hometown. In 1925, he opened his own shop, and soon after World War II, began manufacturing products on a full scale to provide consumers with needles and sewing tools. That was when he decided to use the design of the clover leaf—sandwiched between the pages of a book he had when he left home—as a mark to assure product quality. Although needles are small items, they are essential to people's daily life, just like water and salt. The Clover Mark continues to represent the founder's philosophy of assuring quality and taking responsibility for even the smallest products the company offers.

Clover's environmental initiatives Obtained ISO 14001 certification



ISO 14001 certified
Clover Mfg. Co., Ltd.
Higashiosaka Office

Clover's Higashiosaka Office (including Osaka Factory and Central Distribution Center) acquired the international ISO 14001 environmental standard in 2000. The office acquired the certification again in June 2008 following its relocation and completion of the renewal procedure.

Contents



| | |
|---|----|
| Bamboo Knitting Needles Takumi® | 4 |
| Crochet Hooks | 16 |
| Knitting Accessories | 21 |
| Black Gold Needles | 31 |
| Sewing, Quilting & Embroidery Needles | 33 |
| Pins | 36 |
| Thimbles | 39 |
| Sewing Notions | 41 |
| Marking Tools | 43 |
| Sewing & Patchwork Accessories | 48 |
| Wonder Clips | 64 |
| Slash Cutter | 67 |
| Scissors | 68 |
| Rotary Cutters | 69 |
| Tape Makers | 71 |
| Mini Iron & Accessories | 73 |
| Embroidery Stitching Tools | 74 |
| <i>"Kantan Couture"</i> Bead Embroidery Tools | 75 |
| Swift Bead | 76 |
| Stitch Dome | 76 |
| "QUICK" Yo-Yo Makers | 77 |
| Kanzashi Flower Makers | 78 |
| Wonder Knitter | 79 |
| French Knitter | 79 |
| Flower Loom | 80 |
| Bracelet Maker | 80 |
| Pom-Pom Makers | 81 |
| Tassel Makers | 82 |
| Hair Pin Lace Tool | 83 |
| Needle Felting Tools | 83 |
| Natural Wool Rovings | 84 |
| Tatting Shuttles | 85 |
| Picot Gauge Set | 85 |
| Mini Weaving Looms | 86 |
| Beading Loom | 87 |
| Rosette Makers | 88 |



Bamboo Knitting Needles Takumi®

The art born from combining the finest raw materials and Clover's unmatched manufacturing technology.

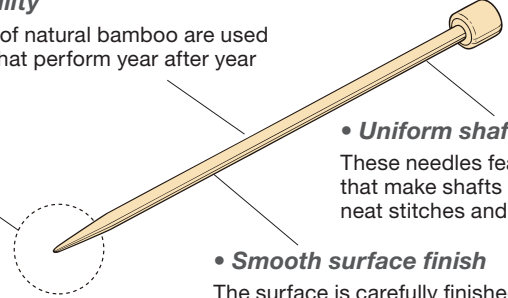
Each and every one of these high quality bamboo knitting needles has been created utilising the properties of the finest natural materials.

Takumi Bamboo Knitting Needles have been created with Clover's long-nurtured manufacturing technology which maximizes the qualities of the finest natural bamboo to achieve even a smoother, heartfelt knitting experience. Their smooth surface and comfortable fitting are the result of Clover's consideration for knitters. You will still be able to find these needles comfortable even after long hours of knitting.

Feel and experience these knitting needles made of carefully selected natural bamboo.

Takumi's supreme quality also comes from Clover's excellent manufacturing technology

- **Excellent durability**
Only the finest parts of natural bamboo are used for knitting needles that perform year after year
- **Clover's original, ideally shaped needle tip.**
Takumi Needles are comfortable to hold and will keep your yarn from splitting.
- **Uniform shaft**
These needles feature a special finish that make shafts even—promising neat stitches and finishing.
- **Smooth surface finish**
The surface is carefully finished to fit your hand comfortably and to make sure that yarn glides smoothly along the needles.



Bamboo that becomes Takumi®

Finest Top Quality Material

Bamboo is a strong, elastic and hardy fiber.

Its smooth surface and comfortable fit are the most desirable for knitting needles.

Only the most premium parts of the bamboo are used for the needles.

Place of origin is limited to cold areas with little snow.

Bamboo in cold areas with little snow is very resistant to bending making this bamboo most desirable for knitting needles.

Heavy snow conditions result in bent bamboo.

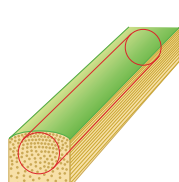
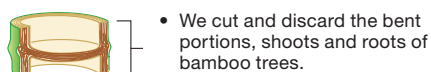
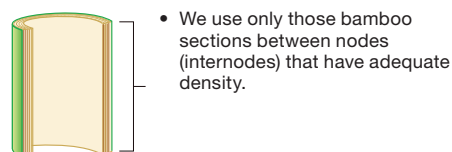
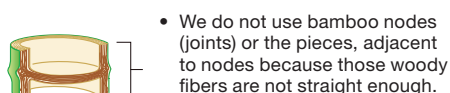
Appropriately aged Bamboo is selected.

Young bamboo less than 3 years old is too soft while bamboo older than 5 years is too fragile.


4 to 5 year old bamboo is the most durable bamboo to use.

Cutting period is limited to winter.

Bamboo in winter has less moisture and the fiber is more compact.



Needle size (mm) Actual size



Bamboo Knitting Needles Takumi®

Bamboo Circular Knitting Needles Takumi®

- The newly designed precision tips on **Takumi®** circular knitting needles accommodate the finest yarns and virtually any knitting technique.
- The newly designed connecting cords are smooth and soft, lying flat as you knit.
- The connection between the cord and the knitting needle are seamless allowing the smooth glide of yarn from one surface to the other.



3981-3998 Bamboo Circular Knitting Needles Takumi® (120 cm)

| | |
|--------------|---------------------------|
| Packing | 1 pc./pack 3 packs/box |
| Package Size | 9 x 23 x 0.3 - 1.1 cm |





Bamboo Knitting Needles Takumi®

Bamboo Circular Knitting Needles Takumi®



3951-3968

Bamboo Circular Knitting Needles Takumi® (100 cm)

| | |
|--------------|---------------------------|
| Packing | 1 pc./pack 3 packs/box |
| Package Size | 9 x 23 x 0.3 - 1.1 cm |



3921-3938

Bamboo Circular Knitting Needles Takumi® (80 cm)

| | |
|--------------|---------------------------|
| Packing | 1 pc./pack 3 packs/box |
| Package Size | 9 x 23 x 0.3 - 1.1 cm |



Bamboo Knitting Needles Takumi®

Bamboo Circular Knitting Needles Takumi®



| 3891-3908 Bamboo Circular Knitting Needles Takumi® (60 cm) | |
|--|---------------------------|
| Packing | 1 pc./pack 3 packs/box |
| Package Size | 9 x 23 x 0.3 - 1.1 cm |



| 3861-3878 Bamboo Circular Knitting Needles Takumi® (40 cm) | |
|--|---------------------------|
| Packing | 1 pc./pack 3 packs/box |
| Package Size | 9 x 23 x 0.3 - 1.1 cm |





Bamboo Knitting Needles Takumi®

Bamboo Knitting Needles Takumi® Double Pointed



3791-3804

Bamboo Knitting Needles Takumi®
Double Pointed (12.5 cm)


| | |
|--------------|----------------------------|
| Packing | 5 pcs./pack 3 packs/box |
| Package Size | 4.5 x 18 x 0.3 - 0.7 cm |



3811-3824

Bamboo Knitting Needles Takumi®
Double Pointed (16 cm)

| | |
|--------------|----------------------------|
| Packing | 5 pcs./pack 3 packs/box |
| Package Size | 4.5 x 21 x 0.3 - 0.7 cm |



Bamboo Knitting Needles Takumi®

Bamboo Knitting Needles Takumi® Double Pointed



| 3831-3848 | |
|--|----------------------------|
| Bamboo Knitting Needles Takumi® Double Pointed (20 cm) | |
| Packing | 5 pcs./pack 3 packs/box |
| Package Size | |
| 2.0 - 6.5 mm | 4.5 x 25.5 x 0.3 - 0.7 cm |
| 7.0 - 10.0 mm | 4.5 x 25.8 x 0.8 - 1.1 cm |



| 3831 | 2.00 mm |
|-----------------|---------|
| 4 901316 838317 | |

| 3837 | 3.50 mm |
|-----------------|---------|
| 4 901316 838379 | |

| 3843 | 6.00 mm |
|-----------------|---------|
| 4 901316 838430 | |

| 3832 | 2.25 mm |
|-----------------|---------|
| 4 901316 838324 | |

| 3838 | 3.75 mm |
|-----------------|---------|
| 4 901316 838386 | |

| 3844 | 6.50 mm |
|-----------------|---------|
| 4 901316 838447 | |

| 3833 | 2.50 mm |
|-----------------|---------|
| 4 901316 838331 | |

| 3839 | 4.00 mm |
|-----------------|---------|
| 4 901316 838393 | |

| 3845 | 7.00 mm |
|-----------------|---------|
| 4 901316 838454 | |

| 3834 | 2.75 mm |
|-----------------|---------|
| 4 901316 838348 | |

| 3840 | 4.50 mm |
|-----------------|---------|
| 4 901316 838409 | |

| 3846 | 8.00 mm |
|-----------------|---------|
| 4 901316 838461 | |

| 3835 | 3.00 mm |
|-----------------|---------|
| 4 901316 838355 | |

| 3841 | 5.00 mm |
|-----------------|---------|
| 4 901316 838416 | |

| 3847 | 9.00 mm |
|-----------------|---------|
| 4 901316 838478 | |

| 3836 | 3.25 mm |
|-----------------|---------|
| 4 901316 838362 | |

| 3842 | 5.50 mm |
|-----------------|---------|
| 4 901316 838423 | |

| 3848 | 10.00 mm |
|-----------------|----------|
| 4 901316 838485 | |



Bamboo Knitting Needles Takumi®

Bamboo Knitting Needles Takumi® Single Pointed



3765-3778

Bamboo Knitting Needles Takumi®
Single Pointed (40 cm)

| | |
|---------------|-------------------------|
| Packing | 2 pcs./pack |
| | 3 packs/box |
| Package Size | |
| 3.0 - 6.5 mm | 5.5 x 47 x 1.0 - 1.2 cm |
| 7.0 - 10.0 mm | 6 x 47 x 1.4 - 1.6 cm |



3731-3748

Bamboo Knitting Needles Takumi®
Single Pointed (33 / 35 cm)

| | |
|---------------|-------------------------|
| Packing | 2 pcs./pack |
| | 3 packs/box |
| Package Size | |
| 2.0 - 6.5 mm | 4.5 x 39 x 1.0 - 1.2 cm |
| 7.0 - 10.0 mm | 5 x 41.5 x 1.4 - 1.5 cm |

| | |
|-----------------|---------|
| 3765 | 3.00 mm |
| | |
| 4 901316 837655 | |

| | |
|-----------------|---------|
| 3772 | 5.50 mm |
| | |
| 4 901316 837723 | |

| | |
|-----------------|---------|
| 3731 | 2.00 mm |
| | |
| 4 901316 837310 | |

| | |
|-----------------|---------|
| 3740 | 4.50 mm |
| | |
| 4 901316 837402 | |

| | |
|-----------------|---------|
| 3766 | 3.25 mm |
| | |
| 4 901316 837662 | |

| | |
|-----------------|---------|
| 3773 | 6.00 mm |
| | |
| 4 901316 837730 | |

| | |
|-----------------|---------|
| 3732 | 2.25 mm |
| | |
| 4 901316 837327 | |

| | |
|-----------------|---------|
| 3741 | 5.00 mm |
| | |
| 4 901316 837419 | |

| | |
|-----------------|---------|
| 3767 | 3.50 mm |
| | |
| 4 901316 837679 | |

| | |
|-----------------|---------|
| 3774 | 6.50 mm |
| | |
| 4 901316 837747 | |

| | |
|-----------------|---------|
| 3733 | 2.50 mm |
| | |
| 4 901316 837334 | |

| | |
|-----------------|---------|
| 3742 | 5.50 mm |
| | |
| 4 901316 837426 | |

| | |
|-----------------|---------|
| 3768 | 3.75 mm |
| | |
| 4 901316 837686 | |

| | |
|-----------------|---------|
| 3775 | 7.00 mm |
| | |
| 4 901316 837754 | |

| | |
|-----------------|---------|
| 3734 | 2.75 mm |
| | |
| 4 901316 837341 | |

| | |
|-----------------|---------|
| 3743 | 6.00 mm |
| | |
| 4 901316 837433 | |

| | |
|-----------------|---------|
| 3769 | 4.00 mm |
| | |
| 4 901316 837693 | |

| | |
|-----------------|---------|
| 3776 | 8.00 mm |
| | |
| 4 901316 837761 | |

| | |
|-----------------|---------|
| 3735 | 3.00 mm |
| | |
| 4 901316 837358 | |

| | |
|-----------------|---------|
| 3744 | 6.50 mm |
| | |
| 4 901316 837440 | |

| | |
|-----------------|---------|
| 3770 | 4.50 mm |
| | |
| 4 901316 837709 | |

| | |
|-----------------|---------|
| 3777 | 9.00 mm |
| | |
| 4 901316 837778 | |

| | |
|-----------------|---------|
| 3736 | 3.25 mm |
| | |
| 4 901316 837365 | |

| | |
|-----------------|---------|
| 3745 | 7.00 mm |
| | |
| 4 901316 837457 | |

| | |
|-----------------|---------|
| 3771 | 5.00 mm |
| | |
| 4 901316 837716 | |

| | |
|-----------------|----------|
| 3778 | 10.00 mm |
| | |
| 4 901316 837785 | |

| | |
|-----------------|---------|
| 3737 | 3.50 mm |
| | |
| 4 901316 837372 | |

| | |
|-----------------|---------|
| 3746 | 8.00 mm |
| | |
| 4 901316 837464 | |

| | |
|-----------------|---------|
| 3738 | 3.75 mm |
| | |
| 4 901316 837389 | |

| | |
|-----------------|---------|
| 3747 | 9.00 mm |
| | |
| 4 901316 837471 | |

| | |
|-----------------|---------|
| 3739 | 4.00 mm |
| | |
| 4 901316 837396 | |

| | |
|-----------------|----------|
| 3748 | 10.00 mm |
| | |
| 4 901316 837488 | |

Bamboo Knitting Needles Takumi®

Bamboo Knitting Needles Takumi® Single Pointed



| 3701-3718 | |
|--|----------------------------|
| Bamboo Knitting Needles Takumi® Single Pointed (23 cm) | |
| Packing | 2 pcs./pack 3 packs/box |
| Package Size | |
| 2.0 - 6.5 mm | 4.5 x 29 x 1.0 - 1.2 cm |
| 7.0 - 10.0 mm | 5 x 29 x 1.4 - 1.5 cm |

| | |
|---|---------|
| 3701 | 2.00 mm |
|  | |

| | |
|---|---------|
| 3707 | 3.50 mm |
|  | |

| | |
|--|---------|
| 3713 | 6.00 mm |
|  | |

| | |
|---|---------|
| 3702 | 2.25 mm |
|  | |

| | |
|---|---------|
| 3708 | 3.75 mm |
|  | |

| | |
|--|---------|
| 3714 | 6.50 mm |
|  | |

| | |
|---|---------|
| 3703 | 2.50 mm |
|  | |

| | |
|---|---------|
| 3709 | 4.00 mm |
|  | |

| | |
|--|---------|
| 3715 | 7.00 mm |
|  | |

| | |
|---|---------|
| 3704 | 2.75 mm |
|  | |

| | |
|---|---------|
| 3710 | 4.50 mm |
|  | |

| | |
|--|---------|
| 3716 | 8.00 mm |
|  | |

| | |
|---|---------|
| 3705 | 3.00 mm |
|  | |

| | |
|---|---------|
| 3711 | 5.00 mm |
|  | |

| | |
|--|---------|
| 3717 | 9.00 mm |
|  | |

| | |
|---|---------|
| 3706 | 3.25 mm |
|  | |

| | |
|---|---------|
| 3712 | 5.50 mm |
|  | |

| | |
|--|----------|
| 3718 | 10.00 mm |
|  | |



Bamboo Knitting Needles Takumi®

Bamboo Circular Knitting Needles "Takumi®"



| 3016/100/3.0-9.0 Bamboo Circular Knitting Needles "Takumi®" 100 cm | |
|--|-------------------------|
| Packing | 1 pc./pack |
| 3.0 - 6.5 mm | 10 packs/box |
| 7.0 - 9.0 mm | 5 packs/box |
| Package Size | |
| 3.0 - 6.5 mm | 20 x 7.5 x 0.3 - 0.8 cm |
| 7.0 - 9.0 mm | 20 x 7.5 x 0.8 - 1.2 cm |



| 3016/80/3.0-10.0 Bamboo Circular Knitting Needles "Takumi®" 80 cm | |
|---|-------------------------|
| Packing | 1 pc./pack |
| 3.0 - 6.0 mm | 10 packs/box |
| 6.5 - 10.0 mm | 5 packs/box |
| Package Size | |
| 3.0 - 6.5 mm | 20 x 7.5 x 0.3 - 0.8 cm |
| 7.0 - 10.0 mm | 20 x 7.5 x 0.8 - 1.2 cm |



Bamboo Knitting Needles Takumi®

Bamboo Circular Knitting Needles "Takumi®"



| 3016/60/3.0-6.0 Bamboo Circular Knitting Needles "Takumi®" 60 cm | |
|--|----------------------------|
| Packing | 1 pc./pack 10 packs/box |
| Package Size | 20 x 7.5 x 0.8 cm |



| 3016/40/3.0-6.0 Bamboo Circular Knitting Needles "Takumi®" 40 cm | |
|--|----------------------------|
| Packing | 1 pc./pack 10 packs/box |
| Package Size | 20 x 7.5 x 0.8 cm |

*Only the sizes shown in the barcodes below are available for purchase.

| 3016/60/3.0 | 60 cm/3.0 mm |
|-----------------|--------------|
| 4 901316 849962 | |

| 3016/60/5.5 | 60 cm/5.5 mm |
|-----------------|--------------|
| 4 901316 850036 | |

| 3016/40/3.0 | 40 cm/3.0 mm |
|-----------------|--------------|
| 4 901316 848965 | |

| 3016/40/5.0 | 40 cm/5.0 mm |
|-----------------|--------------|
| 4 901316 849023 | |

| 3016/60/3.75 | 60 cm/3.75 mm |
|-----------------|---------------|
| 4 901316 849993 | |

| 3016/60/6.0 | 60 cm/6.0 mm |
|-----------------|--------------|
| 4 901316 850043 | |

| 3016/40/3.25 | 40 cm/3.25 mm |
|-----------------|---------------|
| 4 901316 848972 | |

| 3016/40/5.5 | 40 cm/5.5 mm |
|-----------------|--------------|
| 4 901316 849030 | |

| 3016/60/5.0 | 60 cm/5.0 mm |
|-----------------|--------------|
| 4 901316 850029 | |

| 3016/40/3.5 | 40 cm/3.5 mm |
|-----------------|--------------|
| 4 901316 848989 | |

| 3016/40/6.0 | 40 cm/6.0 mm |
|-----------------|--------------|
| 4 901316 849047 | |



Bamboo Knitting Needles Takumi®

Bamboo Knitting Needles "Takumi®" Double Pointed



| 3014/2.0-6.0 | |
|--|-----------------------------|
| Bamboo Knitting Needles "Takumi®" Double Pointed 16 cm | |
| Packing | 5 pcs./pack 10 packs/box |
| Package Size | 20.5 × 3.8 × 0.6 cm |



| 3015/2.25-6.0 | |
|--|-----------------------------|
| Bamboo Knitting Needles "Takumi®" Double Pointed 20 cm | |
| Packing | 5 pcs./pack 10 packs/box |
| Package Size | 25.5 × 3.8 × 0.6 cm |



Bamboo Knitting Needles Takumi®

Bamboo Knitting Needles "Takumi®" Single Pointed



| 3011/2.0-3.5 | |
|--|-----------------------------|
| Bamboo Knitting Needles "Takumi®" Single Pointed 23 cm | |
| Packing | 2 pcs./pack 10 packs/box |
| Package Size | 29 x 3.8 x 1.2 cm |

*Only the sizes shown in the barcodes below are available for purchase.



| 3012/2.0-10.0 | |
|--|---|
| Bamboo Knitting Needles "Takumi®" Single Pointed 33 cm/35 cm | |
| Packing | 2 pcs./pack 10 packs/box/5 packs/box |
| 2.0 - 6.5 mm/7.0 - 10.0 mm | |
| Package Size | 39 x 3.8 x 1.2 cm |
| 2.0 - 6.5 mm | |
| Package Size | 41 x 5 x 1.6 cm |
| 7.0 - 10.0 mm | |

| 3011/2.0 | 2.0 mm |
|-----------------|--------|
| 4 901316 802202 | |

| 3011/2.5 | 2.5 mm |
|-----------------|--------|
| 4 901316 802219 | |

| 3011/2.75 | 2.75 mm |
|-----------------|---------|
| 4 901316 802301 | |

| 3011/3.5 | 3.5 mm |
|-----------------|--------|
| 4 901316 802233 | |

| 3012/2.0 | 2.0 mm |
|-----------------|--------|
| 4 901316 802516 | |

| 3012/2.25 | 2.25 mm |
|-----------------|---------|
| 4 901316 802486 | |

| 3012/2.5 | 2.5 mm |
|-----------------|--------|
| 4 901316 802523 | |

| 3012/2.75 | 2.75 mm |
|-----------------|---------|
| 4 901316 802493 | |

| 3012/3.0 | 3.0 mm |
|-----------------|--------|
| 4 901316 802530 | |

| 3012/3.5 | 3.5 mm |
|-----------------|--------|
| 4 901316 802554 | |

| 3012/4.5 | 4.5 mm |
|-----------------|--------|
| 4 901316 802585 | |

| 3012/6.5 | 6.5 mm |
|-----------------|--------|
| 4 901316 802660 | |

| 3012/7.0 | 7.0 mm |
|-----------------|--------|
| 4 901316 802622 | |

| 3012/8.0 | 8.0 mm |
|-----------------|--------|
| 4 901316 802639 | |

| 3012/9.0 | 9.0 mm |
|-----------------|--------|
| 4 901316 802646 | |

| 3012/10.0 | 10.0 mm |
|-----------------|---------|
| 4 901316 802653 | |

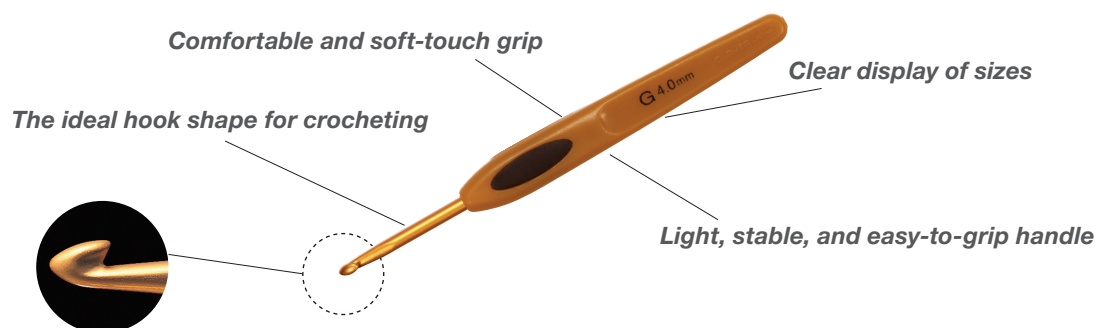


Crochet Hooks

Soft Touch Crochet Hooks

The sophisticated design gives you the best crocheting experience

With these easy, soft-touch grips, your hands won't feel fatigue after long hours of crocheting.



| 1001-1010 Soft Touch Crochet Hook | |
|--------------------------------------|-----------------|
| 1 pc./pack | 3 packs/box |
| Package Size | 19 x 4.1 x 1 cm |
| 1001 | |
| 2.0 mm | 0 51221 11451 9 |
| 1002 | |
| 2.25 mm | 0 51221 11452 6 |
| 1030 | |
| 2.5 mm | 0 51221 11453 3 |
| 1003 | |
| 2.75 mm | 0 51221 11410 6 |
| 1031 | |
| 3.0 mm | 0 51221 11454 0 |
| 1004 | |
| 3.25 mm | 0 51221 11411 3 |
| 1005 | |
| 3.5 mm | 0 51221 11412 0 |
| 1006 | |
| 3.75 mm | 0 51221 11413 7 |
| 1007 | |
| 4.0 mm | 0 51221 11414 4 |
| 1032 | |
| 4.5 mm | 0 51221 11455 7 |
| 1008 | |
| 5.0 mm | 0 51221 11415 1 |
| 1009 | |
| 5.5 mm | 0 51221 11416 8 |
| 1010 | |
| 6.0 mm | 0 51221 11417 5 |



| 1020-1027 Soft Touch Crochet Hook | |
|--------------------------------------|-----------------|
| 1 pc./pack | 3 packs/box |
| Package Size | 19 x 4.1 x 1 cm |
| 1020 | |
| 1.75 mm | 0 51221 11430 4 |
| 1021 | |
| 1.50 mm | 0 51221 11431 1 |
| 1022 | |
| 1.25 mm | 0 51221 11432 8 |
| 1023 | |
| 1.00 mm | 0 51221 11433 5 |
| 1024 | |
| 0.90 mm | 0 51221 11434 2 |
| 1025 | |
| 0.75 mm | 0 51221 11435 9 |
| 1026 | |
| 0.60 mm | 0 51221 11436 6 |
| 1027 | |
| 0.50 mm | 0 51221 11437 3 |

Crochet Hooks

Amour Crochet Hooks

Amour crochet hooks are so comfortable to use that you won't want to stop.

With a soft, ergonomic handle and an ultra-smooth hook and shaft, crochet is always smooth and even.



Why Amour crochet hooks are the best choice:


Carefully designed hook

Easy to pull the yarn through the stitches and the stitches stay on the hook

Stitches don't slip off the hook making it easy to pick up stitches and pull the yarn through the stitches.


It is designed to make basic crocheting smooth and accurate.

<When picking up stitches>




The small hook passes through the stitches easily

<When pulling the yarn through the stitches>



The deep hook holds the yarn securely



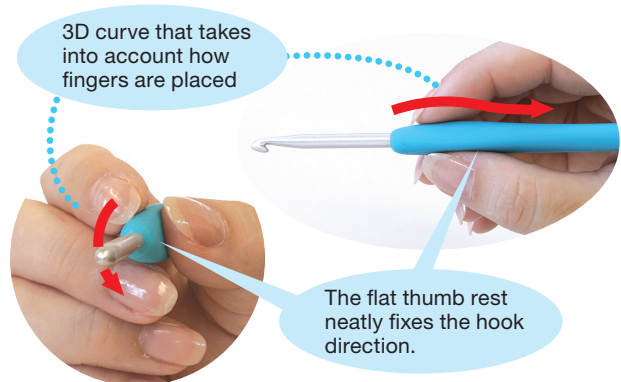
Small hook

Deep cut

Hand-friendly grip

3D design achieves an easy grip

Grips with a 3D curve fit your fingertips comfortably. These perfectly fitting handles require no extra power, allowing you to knit tirelessly.



3D curve that takes into account how fingers are placed

The flat thumb rest neatly fixes the hook direction.

Soft and nonslip material

The entire grip is made of nonslip material to serve many different crocheting styles. It has a comfortable and soft touch.



Crochet Hooks



1050



1051



1052



1043



1045



1046



1047



1048



1049



1053



1054



1055



1056



1057



1058



1059



3674

1050-1049

Amour Crochet Hook

| | |
|--------------|-------------------|
| 1 pc./pack | 3 packs/box |
| Package Size | 20 × 4.1 × 1.2 cm |
| 1050 | |
| 2.0 mm | 0 51221 71050 6 |
| 1051 | |
| 2.5 mm | 0 51221 71051 3 |
| 1052 | |
| 3.0 mm | 0 51221 71052 0 |
| 1043 | |
| 3.5 mm | 0 51221 71043 8 |
| 1045 | |
| 4.0 mm | 0 51221 71045 2 |
| 1046 | |
| 4.5 mm | 0 51221 71046 9 |
| 1047 | |
| 5.0 mm | 0 51221 71047 6 |
| 1048 | |
| 5.5 mm | 0 51221 71048 3 |
| 1049 | |
| 6.0 mm | 0 51221 71049 0 |

1053-1059

Amour Crochet Hook

| | |
|---------|-----------------|
| 1053 | |
| 6.5 mm | 0 51221 71053 7 |
| 1054 | |
| 7.0 mm | 0 51221 71054 4 |
| 1055 | |
| 8.0 mm | 0 51221 71055 1 |
| 1056 | |
| 9.0 mm | 0 51221 71056 8 |
| 1057 | |
| 10.0 mm | 0 51221 71057 5 |

| | |
|--------------|-------------------|
| 1 pc./pack | 3 packs/box |
| Package Size | 22 × 4.5 × 1.6 cm |
| 1058 | |
| 12.0 mm | 0 51221 71058 2 |
| 1059 | |
| 15.0 mm | 0 51221 71059 9 |
| 1 pc./pack | 3 packs/box |
| Package Size | 22 × 5.2 × 2.3 cm |

3674

Amour Crochet Hook Set

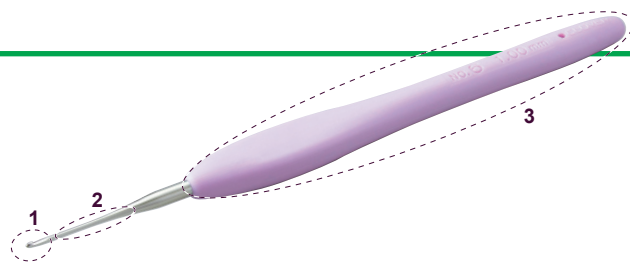
| | |
|--------------|------------------|
| | 0 51221 73674 2 |
| 1 set/box | |
| Package Size | 19 × 11 × 2.5 cm |

Crochet Hooks

Why Amour crochet hooks are the best choice:

1. Easy-to-Use Crochet Hook

The hook is designed to prevent thread from slipping, and making picking up and pulling through of stitches easier.



3. Soft, non-slip material is easy to grip reducing hand fatigue.

The three-dimensional curves on the grip fit your fingertips naturally. This naturally fitting design prevents you from gripping the needle unnecessarily tightly, stopping your hand from getting tired easily.


2. Beautiful even stitches because of long, uniform diameter shafts.



Uniform thickness of the wider part of the shaft will keep the stitches neatly aligned.



Stitches with many yarn overs can be made beautifully as well.



| 1220-1226 | |
|------------------------|-------------------|
| Amour Crochet Hook | |
| 1 pc./pack | 3 packs/box |
| Package Size | 20 x 4.1 x 1.2 cm |
| 1220 | |
| 1.75 mm | 0 51221 71220 3 |
| 1221 | |
| 1.50 mm | 0 51221 71221 0 |
| 1222 | |
| 1.25 mm | 0 51221 71222 7 |
| 1223 | |
| 1.00 mm | 0 51221 71223 4 |
| 1224 | |
| 0.90 mm | 0 51221 71224 1 |
| 1225 | |
| 0.75 mm | 0 51221 71225 8 |
| 1226 | |
| 0.60 mm | 0 51221 71226 5 |
| 3675 | |
| Amour Crochet Hook Set | |
| | |
| 1 set/box | |
| Package Size | 19 x 10 x 2.6 cm |



1220



1221



1222



1223



1224



1225



1226



3675



| 1305/G -1308/J | |
|------------------------------------|-------------------------|
| Double Ended Tunisian Crochet Hook | |
| 1 pc./pack | 3 packs/box |
| Package Size | 21 x 6.5 x 0.3 - 0.6 cm |
| 1305/G | |
| 4.0 mm | 0 51221 11805 0 |
| 1306/H | |
| 5.0 mm | 0 51221 11806 7 |
| 1307/I | |
| 5.5 mm | 0 51221 11807 4 |
| 1308/J | |
| 6.0 mm | 0 51221 11808 1 |



Fun & Fast, Crocheting in the Round! Simply work in the round using the 2 hooks and alternating the 2 yarns.

• Example of circular knitting

Simply work in rounds in a spiral using the two hooks and alternating the two yarns. It's easy to use and you can knit non-stop.



Use two yarns and knit alternatively.
The crocheted fabric is circular.




1 Pick up the stitch (the warp yarn of the preceding row or the back bump of chain stitch) with the left hook.




2 Use the right hook to stitch the other yarn and continue.

Enjoy different designs by combining yarns of different colours.



Plain Tunisian stitch

• Example of flat knitting



1 Pick up the stitch (the warp yarn of the preceding row or the back bump of chain stitch) with the left hook.



2 Pull up the yarn through the stitches from the left to the right.

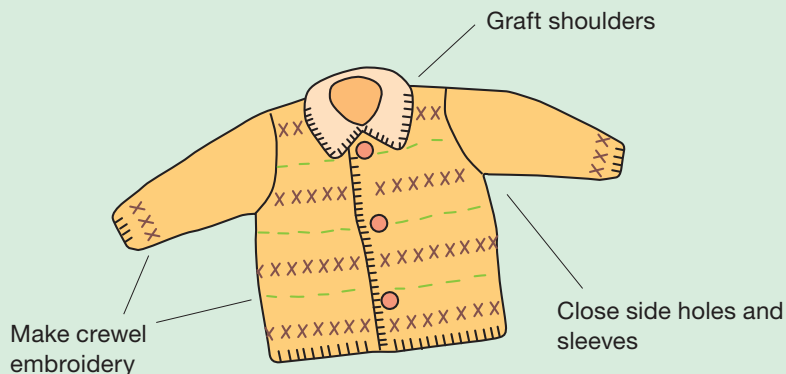


3 Repeat 1 and 2.

Knitting Accessories

"To Finish"

Darning needles are essential for hand-knitting, including darning and grafting. Yarn-friendly darning needles that prevent yarns from splitting with their rounded tips.



339 Darning Needle Set



| | |
|----------------|-----------------|
| 3 needles/pack | 3 packs/box |
| Package Size | 16 x 5.5 x 2 cm |

A darning needle set in a cute knitting needle shaped case.
Needle sizes:
No. 13, 17, 20



340 Jumbo Darning Needle Set



| | |
|----------------|-----------------|
| 2 needles/pack | 3 packs/box |
| Package Size | 16 x 5.5 x 2 cm |

A darning needle set in a cute knitting needle shaped case.
Needle size: $\varnothing 2.50 \times 70.0$ mm



3121 Darning Needle Set (Bent tip)



| | |
|----------------|-----------------|
| 3 needles/pack | 3 packs/box |
| Package Size | 16 x 5.5 x 2 cm |

A darning needle set in a cute knitting needle shaped case.
Needle sizes:
No. 15(2 pcs.), No. 17(1 pc.)




3168 Lace Darning Needle Set



| | |
|--------------|-----------------|
| 3 pcs./pack | 3 packs/box |
| Package Size | 16 x 5.5 x 2 cm |

Easy and convenient carrying case with a screw on cap stores needles neatly.
Needle sizes:
No. 20, 22 (Bent tip) / No. 24

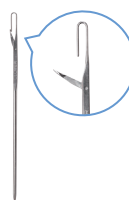



3113 Super Jumbo Tapestry Needle Set



| | |
|----------------|-------------------|
| 2 needles/pack | 3 packs/box |
| Package Size | 15.5 x 5 x 0.5 cm |

Large eye makes for easy threading of long-pile or extremely thick woolen yarn.
The tip of the needle is slightly curved, making it easier to pick up stitches.

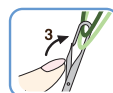
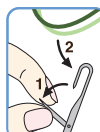


3160 Darning Needles with Latch Hook Eye



| | |
|----------------|-------------------|
| 2 needles/pack | 3 packs/box |
| Package Size | 13 x 6.5 x 0.3 cm |

Hook allows for easy threading of multi-ply and bulky yarns.



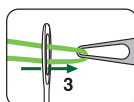
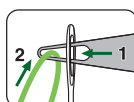


Knitting Accessories

Threader made specially for knitting yarn

Thread darning needles easily.

This plate-like solid threader with a large hole is very convenient when using threads that are difficult to thread, such as hard-twist lace thread and fancy yarn.



3142 Clover Yarn Threader



| | |
|--------------|-----------------|
| 1 pc./pack | 3 packs/box |
| Package Size | 13 x 6.5 x 1 cm |

Thread yarns easily!



3114 Antique Yarn Threader



| | |
|--------------|-------------------|
| 1 pc./pack | 3 packs/box |
| Package Size | 13 x 6.5 x 0.5 cm |

Antique designed threader for yarn and cotton lace.



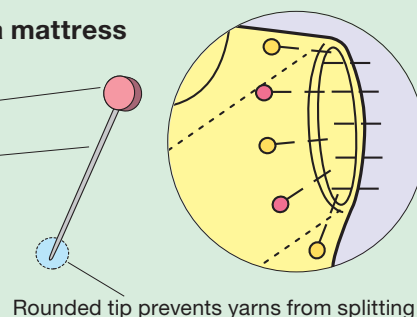
Hold fabrics temporarily with marking pins before finishing with a mattress stitch or by grafting.

Large head keeps the pin in place

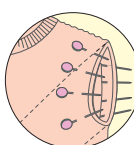

Long shaft makes it easy for you to pin thick fabrics

Pin and hold fabrics before closing side holes, grafting shoulder parts and connecting sleeves.

Use special marking pins for knitting which are long and have a rounded tip.



Rounded tip prevents yarns from splitting




325 Marking Pins for Knitting



| | |
|--------------|-------------------|
| 10 pins/pack | 3 packs/box |
| Package Size | 13 x 7.5 x 0.9 cm |

Marking pins with a blunt tip will not split yarns.



3143 Bamboo Marking Pins



| | |
|--------------|---------------|
| 10 pins/pack | 3 packs/box |
| Package Size | 19 x 7 x 1 cm |

Long marking pin for thick knitted fabrics.
Length: Approx. 7 cm
Pins made from the same materials as the Bamboo Knitting Needles "Takumi".



3163 Fork Blocking Pins



| | |
|---------------|-------------------|
| 40 pins./pack | 3 packs/box |
| Package Size | 13 x 7.5 x 1.6 cm |


U-Pin for secure pinning and easy removal.



Iron smoothly with fork-shared curved pins.

Finish knitted garments and sleeves by ironing

Place and pin the knitted fabric on an ironing board and steam. Leave some space (2-3 cm) between the iron and the fabric while steaming. Stitches and rounded edges will have a neat and beautiful finish.



Knitting Accessories



3105
Yarn Cutter Pendant
(Antique Gold)

0 51221 35663 6

3106
Yarn Cutter Pendant
(Antique Silver)

0 51221 35664 3

| | |
|--------------|-------------------|
| 1 pc./pack | 3 packs/box |
| Package Size | 13 × 6.5 × 0.8 cm |

Yarn can be cut using any of the grooves.
Rotary cutting blade is integrated with pendant, making it safe to use.



349
Yarn Guide (Large)

0 51221 70349 2

| | |
|--------------|-------------------|
| 1 pc./pack | 3 packs/box |
| Package Size | 13 × 5.5 × 1.6 cm |



Passing the yarn through the guide allows you to smoothly separate and knit two or more yarns for stranded knitting or color work.
The cover can be opened and closed for easy insertion and removal of yarn. There is no need to worry about yarn slipping off during knitting.



Easy-to-fit open ring
Inner diameter when open:
approx. 45 (to 48) mm



328
Knitting Register

0 51221 35433 5

| | |
|--------------|-----------------|
| 1 pc./pack | 3 packs/box |
| Package Size | 13 × 5 × 1.5 cm |

A convenient register that can be inserted onto a straight knitting needle.



348
Yarn Guide

0 51221 35661 2

| | |
|--------------|-----------------|
| 1 pc./pack | 3 packs/box |
| Package Size | 13 × 5.5 × 2 cm |

A convenient ring type yarn guide.




3118
Mini Knitting Counter

0 51221 35523 3

| | |
|--------------|---------------|
| 1 pc./pack | 3 packs/box |
| Package Size | 16 × 7 × 1 cm |

Track the number of knitted stitches and rows.
Pendant style counter.




3164
Pattern Chart Marker Set

0 51221 73164 8

| | |
|--------------|-----------------------|
| 1 set/pack | 3 packs/box |
| Package Size | 36.5 × 11.6 × 0.25 cm |

- Slip the Pattern Chart Marker onto the chart and hold in place with the attached magnet. Chart Marker moves easily to the next row as you work your pattern.
- You can use it as a book-mark for books or magazines.

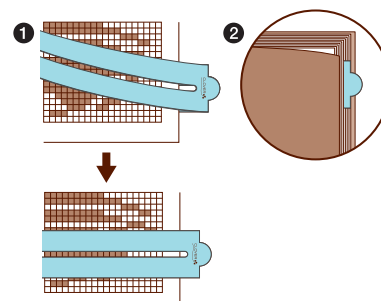


336
Knitting Counter

0 51221 35521 9

| | |
|--------------|-------------------|
| 1 pc./pack | 3 packs/box |
| Package Size | 13 × 6.5 × 1.5 cm |

Track the number of knitted stitches and rows with a push of a button.



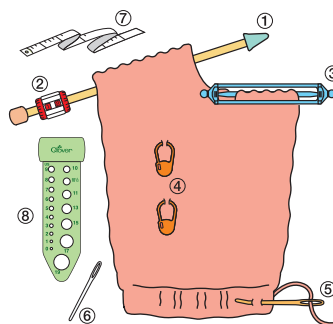
Knitting Accessories



3003
Knitting Accessory Set

| | |
|--------------|------------------|
| 1 set/pack | 3 packs/box |
| Package Size | 21 x 11 x 1.5 cm |

Basic knitting tools in handy compact case.

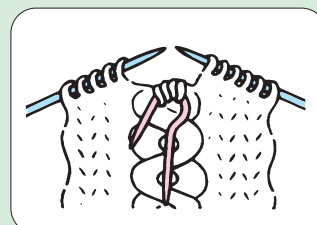


- Set contains:
- ① Point Protectors (Large): 2 pcs.
 - ② Point Protectors (Small): 2 pcs.
 - ③ Knitting Register: 1 pc.
 - ④ Double-Ended Stitch Holders (Small): 2 pcs.
 - ⑤ Locking Stitch Makers: 20 pcs.
 - ⑥ Jumbo Tapestry Needle: 1 pc.
 - ⑦ Tape Measure (1.5 m): 1 pc.
 - ⑧ Knitting Needle Gauge: 1 pc.

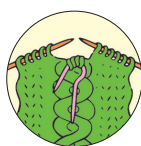

Knit patterns

Aran sweaters with many cable and cross stitches, and Fair Isle sweaters with braids using two yarns are excellent in both design and heat-retention.

Try our convenient tools!




For Aran patterns and other cross stitches



341
Cable Stitch Holders (U-Shaped)

| | |
|--------------|---------------|
| 3 pcs./pack | 3 packs/box |
| Package Size | 16 x 5 x 1 cm |

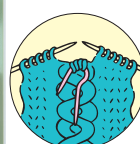

Designed to hold stitches at the U-shaped area. For regular size yarns.



330
Cable Stitch Holders

| | |
|--------------|-------------------|
| 3 pcs./pack | 3 packs/box |
| Package Size | 12.2 x 6.5 x 1 cm |

Standard type for smooth knitting. Content: Large, Medium, Small 1 each.



3008
Jumbo Cable Stitch Holder Set "U"

| | |
|--------------|---------------------|
| 2 pcs./pack | 3 packs/box |
| Package Size | 16.5 x 5.5 x 1.3 cm |


Cable Stitch Holder for ultra thick yarns. U-shaped design prevents stitches from dropping. Small: 8 - 10 mm. Large: 10 - 15 mm.

Knit braid patterns

Convenient for braiding with multiple colours.



Keep yarns at the dent to prevent them from coming loose.



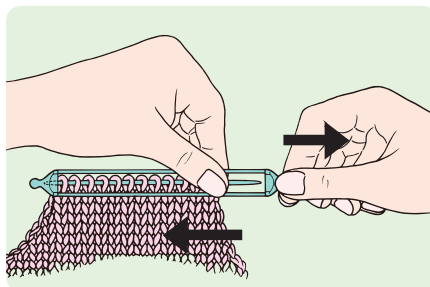
332
Knitting Bobbin Set

| | |
|--------------|-----------------|
| 6 pcs./pack | 3 packs/box |
| Package Size | 13 x 6.5 x 1 cm |

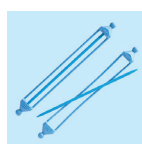
Convenient for knitting with multi-coloured yarns.

Knitting Accessories

To transfer stitches onto the Double-Ended Stitch Holder, remove either end cap of the elastic band from the double-point needle, slip stitches onto the Holder, then replace the end cap.



Position the cap so that it won't get in the way while grafting (for large and jumbo sized needles).




Length:
13.3 cm

351 Double-Ended Stitch Holder (Small)



| | |
|--------------|-------------------|
| 2 pcs./pack | 3 packs/box |
| Package Size | 19.5 x 5 x 0.5 cm |

Needle size: 2.75 - 4.5 mm



Length:
13.3 cm

3006 Double-Ended Stitch Holder (Medium)



| | |
|--------------|-------------------|
| 2 pcs./pack | 3 packs/box |
| Package Size | 19.7 x 5 x 0.9 cm |

Needle size: 3.75 - 8.0 mm



Length:
16.5 cm

352 Double-Ended Stitch Holder (Large)




| | |
|--------------|-------------------|
| 2 pcs./pack | 3 packs/box |
| Package Size | 19.5 x 5 x 0.5 cm |

Needle size: 3.75 - 8.0 mm

The extended length is suitable for works with many stitches.

Stitch holder with soft, pliable cord is a convenient way to store your circular work. Keeps the shape without compromising the stitches. Length of cord is adjustable depending on the number of stitches to be held.



3161 Circular Stitch Holder (Short)



| | |
|--------------|------------------|
| 1 pc./pack | 3 packs/box |
| Package Size | 13 x 10 x 1.2 cm |

For Circular Knitting Needles:
23 - 41 cm



3162 Circular Stitch Holder (Long)




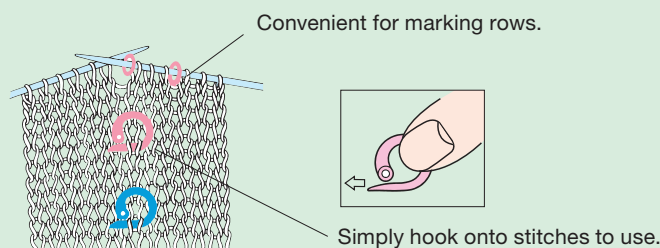
| | |
|--------------|------------------|
| 1 pc./pack | 3 packs/box |
| Package Size | 13 x 10 x 1.2 cm |

For Circular Knitting Needles:
61 - 91 cm

Knitting Accessories

Knit with markings

Are you counting stitches and rows over and over again?
Count no more by simply placing these markers every 10-20 rows or where you have increased or decreased stitches. Then place stitch ring markers at the beginning of patterns for a smooth knitting experience.

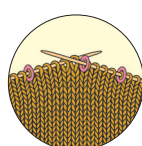



347 Split Ring Markers



| | |
|--------------|-------------------|
| 24 pcs./pack | 3 packs/box |
| Package Size | 13 x 6.5 x 0.8 cm |

Securely locks onto knitted stitches. One-touch action for placement and removal.

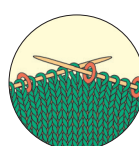
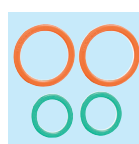


329 Stitch Ring Markers



| | |
|-------------------------------|-------------------|
| 10 small, 20 large rings/pack | 3 packs/box |
| Package Size | 13 x 6.5 x 0.8 cm |

Small for needle size: 2.0 - 4.0 mm
Large for needle size: 4.0 - 6.5 mm

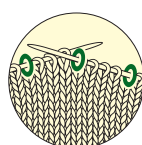



354 Jumbo Stitch Ring Markers



| | |
|-------------------------------|-------------------|
| 10 small, 10 large rings/pack | 3 packs/box |
| Package Size | 13 x 6.5 x 0.5 cm |

A thin ring marker for uniform knitting. Small for needle size: 8.0 - 10.0 mm
Large for needle size: 12.75 - 19.0 mm

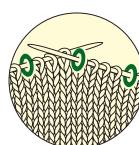



3107 Soft Stitch Ring Markers



| | |
|-------------------------------|-------------------|
| 10 small, 20 large rings/pack | 3 packs/box |
| Package Size | 13 x 6.5 x 0.5 cm |

Small for needle size: 2.0 - 3.75 mm
Large for needle size: 3.75 - 8.0 mm




3108 Soft Jumbo Stitch Ring Markers



| | |
|-------------------------------|-------------------|
| 10 small, 20 large rings/pack | 3 packs/box |
| Package Size | 13 x 6.5 x 0.5 cm |

Small for needle size: 8.0 - 10.0 mm
Large for needle size: 12.75 - 19.0 mm

The Stitch Markers Triangle have a specific triangle shape that allows the knitting needle tips to slip in easily when passing the markers from one needle to another.



3148 Stitch Markers Triangle (XS)



| | |
|--------------|-------------------|
| 24 pcs./pack | 3 packs/box |
| Package Size | 13 x 6.5 x 0.3 cm |

Needle size: 2.0 - 3.5 mm



3149 Stitch Markers Triangle (Small)



| | |
|--------------|-------------------|
| 16 pcs./pack | 3 packs/box |
| Package Size | 13 x 6.5 x 0.5 cm |

Needle size: 3.75 - 5.0 mm



3150 Stitch Markers Triangle (Medium)



| | |
|--------------|-------------------|
| 16 pcs./pack | 3 packs/box |
| Package Size | 13 x 6.5 x 0.5 cm |

Needle size: 5.5 - 6.5 mm

Knitting Accessories

Quick Locking Stitch Markers

Lock-type stitch marker.

It can also be used in the unlocked position. Its undulated design prevents stretching of knitted stitches.



The small size is perfect for fine stitching on socks and laces.



The medium size is ideal for a wide range of projects including accessories and clothes.



The large size is suitable for Cowichan and fancy yarns in which medium-sized markers might be buried.

| 3030 | |
|--------------------------------------|-------------------|
| Quick Locking Stitch Markers (Small) | |
| | |
| 20 pcs./pack | 3 packs/box |
| Package Size | 13 x 6.5 x 0.4 cm |

| 3031 | |
|---------------------------------------|-------------------|
| Quick Locking Stitch Markers (Medium) | |
| | |
| 20 pcs./pack | 3 packs/box |
| Package Size | 13 x 6.5 x 0.5 cm |

| 3032 | |
|--------------------------------------|-------------------|
| Quick Locking Stitch Markers (Large) | |
| | |
| 12 pcs./pack | 3 packs/box |
| Package Size | 13 x 6.5 x 0.6 cm |

| 3033 | |
|---------------------------------|------------------|
| Quick Locking Stitch Marker Set | |
| | |
| 1 set/pack | 3 packs/box |
| Package Size | 16 x 10 x 2.3 cm |



Lock-type stitch marker.

It can also be used in the unlocked position. Its undulated design prevents stretching of knitted stitches. Handy compact case included. Small: 10 pcs./Medium: 20 pcs./Large: 6 pcs.

| 3034 | |
|--------------------------------------|------------------|
| Knitting Accessory Set for Beginners | |
| | |
| 1 set/pack | 3 packs/box |
| Package Size | 16 x 10 x 2.3 cm |



Basic accessories in handy compact case.


A convenient starter set with knitting accessories that you'll use frequently.

- Quick Locking Stitch Markers (10 pcs.)
- Soft Stitch Ring Markers (Small: 20 pcs. /Large: 20 pcs.)
For needle sizes Small: 2.0 mm – 3.75 mm
Large: 3.75 mm – 8.0 mm
- Point Protectors (2 pcs.)
For needle sizes: 3.75 mm – 6.5 mm




| 3165 | |
|----------------------------------|-----------------|
| Locking Stitch Markers with Clip | |
| | |
| 6 pcs./pack | 3 packs/box |
| Package Size | 16 x 8 x 0.6 cm |

- You can attach notes to stitches!
- Perforated notepad included!

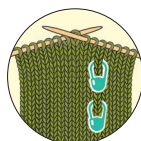


1. Write a note and clip it.



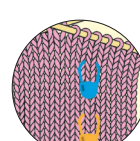

2. Attach to a stitch.

Lock-type stitch marker that stays in place for worry-free knitting



| 353 | |
|------------------------|-------------------|
| Locking Stitch Markers | |
| | |
| 20 pcs./pack | 3 packs/box |
| Package Size | 13 x 6.5 x 0.8 cm |

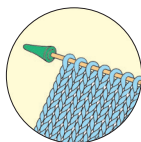
Locks onto knitted stitches for worry-free knitting.



| 3109 | |
|------------------------------|-------------------|
| Jumbo Locking Stitch Markers | |
| | |
| 12 pcs./pack | 3 packs/box |
| Package Size | 13 x 6.5 x 0.8 cm |

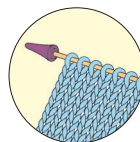
Perfect for super bulky yarn.

Knitting Accessories



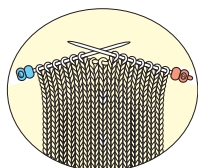
| 333/S Point Protectors (Small) | |
|--------------------------------------|-------------------|
| | |
| 4 pcs./pack | 3 packs/box |
| Package Size | 13 × 6.5 × 1.2 cm |

A knitting needle cap to prevent knitted stitches from falling off.
Needle size: 2.0 - 4.5 mm



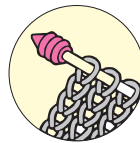
| 333/L Point Protectors (Large) | |
|--------------------------------------|-------------------|
| | |
| 4 pcs./pack | 3 packs/box |
| Package Size | 13 × 6.5 × 1.5 cm |

A knitting needle cap to prevent knitted stitches from falling off.
Needle size: 3.75 - 6.5 mm



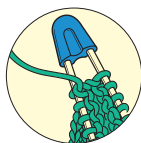
| 3140 Point Protectors and Stopper | |
|--------------------------------------|-----------------|
| | |
| 6 pcs./pack | 3 packs/box |
| Package Size | 13 × 6.5 × 1 cm |

3 pairs of knitting needle caps to prevent stitches from falling off.
Cap colours tell you which side of the fabric you are working on!
Needle size: 2.0 - 6.5 mm



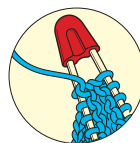
| 3141 Point Protectors Petit | |
|--------------------------------|-----------------|
| | |
| 4 pcs./pack | 3 packs/box |
| Package Size | 13 × 6.5 × 1 cm |

2 pairs of caps that prevents knitted stitches from slipping off. Light and easy to use!
Needle size: 2.0 - 6.5 mm



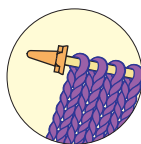
| 3004 Point Protector for Circular Knitting Needles (Small) | |
|--|-----------------|
| | |
| 4 pcs./pack | 3 packs/box |
| Package Size | 13 × 6.5 × 1 cm |

Compactly stores without spreading needles.
Needle size: 2.0 - 5.0 mm



| 3005 Point Protector for Circular Knitting Needles (Large) | |
|--|-----------------|
| | |
| 4 pcs./pack | 3 packs/box |
| Package Size | 13 × 6.5 × 1 cm |

Compactly stores without spreading needles.
Needle size: 5.0 - 10.0 mm



| 3110 Jumbo Point Protectors (Small) | |
|---|-----------------|
| | |
| 4 pcs./pack | 3 packs/box |
| Package Size | 13 × 7 × 2.5 cm |

A knitting needle cap to prevent knitted stitches from falling off.
Needle size: 8.0 - 10.0 mm




| 3112 Jumbo Point Protectors (Large) | |
|---|-----------------|
| | |
| 2 pcs./pack | 3 packs/box |
| Package Size | 13 × 7 × 2.8 cm |

Prevents stitches from slipping off knitting needle.
For needle sizes: 12.75 mm - 15.0 mm

| 3120 Knitting Needle Tube Case <Designer Case> Purple | |
|---|-------------------|
| | |
| 1 pc./pack | 3 packs/box |
| Package Size | 44 × 7.5 × 3.5 cm |


Accommodate knitting needles up to 35 cm long. Knitting accessories can be stored in the bottom case.



Size: 41 × 6 × 3.5 cm

Knitting Accessories

Convenient for storing needles!




3122 Coil Knitting Needle Holders (Large)



| | |
|--------------|-------------------|
| 3 pcs./pack | 3 packs/box |
| Package Size | 13 x 6.5 x 1.2 cm |

Non-slip holder winds around knitting needles.
Needle size:
Single Pointed: 6.0 - 10.0 mm
Double Pointed: 4.5 - 6.5 mm



3123 Coil Knitting Needle Holders (Small)



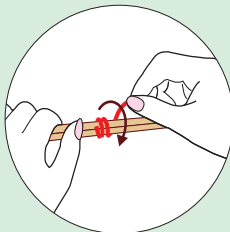
| | |
|--------------|-----------------|
| 5 pcs./pack | 3 packs/box |
| Package Size | 13 x 6.5 x 1 cm |

Non-slip holder winds around knitting needles.
Needle size:
Single Pointed: 2.75 - 5.5 mm
Double Pointed: 2.0 - 4.0 mm

Convenient coil-style knitting needle holder


Perfect for storing and carrying around

Neatly bundle knitting needles and circular needles that are hard to organise.
Convenient for storing and carrying around.





Bundle easy and tight

Simply wind the coil around needles to hold them together neatly without slipping.



Use different colours to distinguish between needles

Use a different colour depending on the needle size and length.



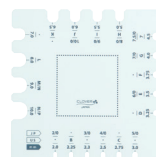

3200 Swatch Ruler and Needle Gauge



| | |
|--------------|--------------------|
| 1 pc./pack | 3 packs/box |
| Package Size | 22 x 16.2 x 0.2 cm |

Measure your crochet hook or knitting needle size in US, metric and Japanese standard sizes.
The Swatch Ruler allows you to isolate a section of your work to easily count both stitches and rows.

A multi-purpose tool for knitting and crochet.



Knitting needle gauge

Crochet hook gauge

Swatch ruler

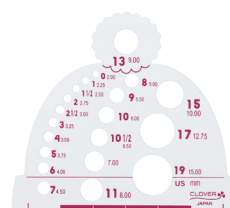


3147 Knitting Needle Gauge



| | |
|--------------|------------------|
| 1 pc./pack | 3 packs/box |
| Package Size | 13 x 10 x 0.2 cm |

Measures 20 needles sizes.
Needle size: 2.0 - 15.0 mm





Knitting Accessories

For repairing and correcting stitches

“Repair Hook” for fixing incorrect knitted stitches

- Made with “Takumi” quality bamboo

Quickly repair with a smoothly finished surface.

Sharp needle tips that easily undo stitches

3.5 mm

4.5 mm

Sharp hook tips that easily pass through stitches

Bamboo will prevent the hook from slipping down, even if you accidentally let go of it.

This set contains hooks of two different sizes to serve a variety of situations.

- Compact and convenient

- For cast-on stitches and pick-up stitches

Use as a small crochet hook

- For detangling yarns such as mohair

It's easier if you untangle yarn using the needle tip



3009

Bamboo Knitting Repair Hooks

0 51221 73009 2

| | |
|--------------|---------------|
| 2 pcs./pack | 3 packs/box |
| Package Size | 16 x 8 x 1 cm |

4.5 mm (3/16 in.) x 10 cm

3.5 mm (1/8 in.) x 10 cm



Handy hooks for repairing incorrect stitches.
Use the sharp point end to unravel stitches as needed and the hook end to pick up new stitches.

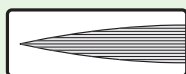
Black Gold Needles




Needle Surface : Smooth and rust-resistant

Polished along the needle shaft

Significantly less friction when compared to standard needles. (Clover comparison).

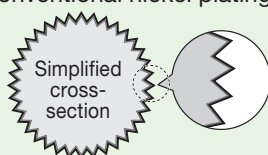


The surface is polished lengthwise.



Special black plating

The special black plating provides outstanding rust resistance compared to conventional nickel plating. (Clover comparison).



Needle Tip : Sharp and strong needle tip

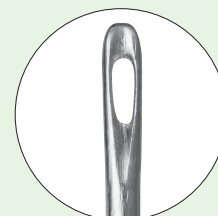
Clover's unique polishing process. To strengthen the tip, the first 0.5 mm are polished to a cone shape.



Needle Eye :

Shaped for easy threading

Clover's original oval shape adds strength to the eye while lengthening it for easy threading.



Gentle on threads

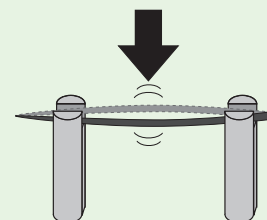
The needle eye is plated with pure gold. The characteristic softness of gold prevents the thread from fraying and breaking.

Designed to pass smoothly through fabric

Grooved for smooth stitching through fabric.

Needle Shaft : Bend and break-resistant

The needle shaft uses high-quality steel. Our quenching and tempering processes maximise the strength and elasticity characteristics for the optimum balance.





Black Gold Needles

Quilting Between



4960

Black Gold Needles
Quilting Between (No. 9)


0 51221 40336 1

4961

Black Gold Needles
Quilting Between (No. 10)


0 51221 40337 8

4962

Black Gold Needles
Quilting Between (No. 12)


0 51221 40338 5

4963

Black Gold Needles
Quilting Between
(No. 9/No. 10/No. 12)


0 51221 40339 2

6 needles/pack

3 packs/box

Package Size

15 × 5 × 0.3 cm

| | |
|--------|----------------|
| No. 9 | 0.53 x 27.0 mm |
| No. 10 | 0.46 x 25.4 mm |
| No. 12 | 0.53 x 24.4 mm |

Quilting



| | |
|---|-----------------|
| 4980 | |
| Black Gold Needles Quilting (No. 9) | |
|  | |
| 4981 | |
| Black Gold Needles Quilting (No. 10) | |
|  | |
| 4982 | |
| Black Gold Needles Quilting (No. 12) | |
|  | |
| 4983 | |
| Black Gold Needles Quilting (No. 9/No. 10/No. 12) | |
|  | |
| 6 needles/pack | 3 packs/box |
| Package Size | 15 x 5 x 0.3 cm |

| | |
|--------|----------------|
| No. 9 | 0.56 x 27.3 mm |
| No. 10 | 0.56 x 25.8 mm |
| No. 12 | 0.51 x 22.7 mm |

Appliqué/Sharps




| | |
|--|-----------------|
| 4970 | |
| Black Gold Needles Appliqué/Sharps (No. 9) | |
| 0 51221 40340 8 | |
| 4971 | |
| Black Gold Needles Appliqué/Sharps (No. 10) | |
| 0 51221 40341 5 | |
| 4972 | |
| Black Gold Needles Appliqué/Sharps (No. 12) | |
| 0 51221 40342 2 | |
| 4973 | |
| Black Gold Needles Appliqué/Sharps (No. 9/No. 10/No. 12) | |
| 0 51221 40343 9 | |
| 6 needles/pack | 3 packs/box |
| Package Size | 15 × 5 × 0.3 cm |

| | |
|--------|----------------|
| No. 9 | 0.53 x 34.9 mm |
| No. 10 | 0.46 x 33.3 mm |
| No. 12 | 0.46 x 28.8 mm |

Sewing, Quilting & Embroidery Needles

Superior Quality Clover Needles



- The needles will glide through fabric smoothly.
- The needle has Gold-Eye plating with a unique elliptical design for easy threading.
- The hardness of steel was obtained through high temperature treatment and tempering, making our needle hard to break or bend.
- Nickel plated for smooth sewing.
- Sharp needle point.



468/09

Quilting Needles
(No. 9)



468/10

Quilting Needles
(No. 10)



468/12

Quilting Needles
(No. 12)



| | |
|-----------------|-----------------|
| 15 needles/pack | 12 packs/box |
| Package Size | 13 x 5 x 0.5 cm |

| | |
|--------|----------------|
| No. 9 | 0.56 x 27.3 mm |
| No. 10 | 0.56 x 25.8 mm |
| No. 12 | 0.51 x 22.7 mm |



496/08

Gold Eye Quilting Needles
Between (No. 8)



496/09

Gold Eye Quilting Needles
Between (No. 9)



496/10

Gold Eye Quilting Needles
Between (No. 10)



496/12

Gold Eye Quilting Needles
Between (No. 12)



| | |
|-----------------|-----------------|
| 15 needles/pack | 12 packs/box |
| Package Size | 13 x 5 x 0.5 cm |

| | |
|--------|----------------|
| No. 8 | 0.61 x 28.6 mm |
| No. 9 | 0.53 x 27.0 mm |
| No. 10 | 0.46 x 25.4 mm |
| No. 12 | 0.53 x 24.4 mm |



497/09

Gold Eye Appliqué Needles
(No. 9)



497/10

Gold Eye Appliqué Needles
(No. 10)



497/12

Gold Eye Appliqué Needles
(No. 12)



| | |
|-----------------|-----------------|
| 15 needles/pack | 12 packs/box |
| Package Size | 13 x 5 x 0.5 cm |

| | |
|--------|----------------|
| No. 9 | 0.53 x 34.9 mm |
| No. 10 | 0.46 x 33.3 mm |
| No. 12 | 0.46 x 28.8 mm |



2006


Self Threading Needles
(Assorted)



| | |
|----------------|-------------------|
| 5 needles/pack | 12 packs/box |
| Package Size | 10.4 x 5 x 0.5 cm |

The needles have a built-in threader. Place thread in U-shaped groove and pull down to thread.

| |
|----------------|
| 0.89 x 42.5 mm |
| 0.76 x 38.0 mm |
| 0.71 x 36.5 mm |
| 0.64 x 42.5 mm |
| 0.64 x 34.9 mm |





Sewing, Quilting & Embroidery Needles



234/18
Gold Eye Chenille Needles
(No. 18)

0 51221 40311 8

234/20
Gold Eye Chenille Needles
(No. 20)

0 51221 40312 5

234/22
Gold Eye Chenille Needles
(No. 22)

0 51221 40313 2

234/24
Gold Eye Chenille Needles
(No. 24)

0 51221 40314 9

| | |
|----------------|-----------------|
| 6 needles/pack | 12 packs/box |
| Package Size | 13 x 5 x 0.5 cm |



235
Gold Eye Embroidery Needles
(No. 3 - 9)

0 51221 40315 6

| | |
|-----------------|-----------------|
| 16 needles/pack | 12 packs/box |
| Package Size | 13 x 5 x 0.5 cm |



238



238/24

238
Gold Eye Tapestry Needles
(No. 18, 20, 22)

0 51221 40318 7

238/24
Gold Eye Tapestry Needles
(No. 24)

0 51221 40320 0

| | |
|----------------|-----------------|
| 6 needles/pack | 12 packs/box |
| Package Size | 13 x 5 x 0.5 cm |



2012
Huck Embroidery Needles


0 51221 40712 3

| | |
|----------------|-------------------|
| 3 needles/pack | 12 packs/box |
| Package Size | 14.5 x 5 x 0.5 cm |

The tip is rounded and curved so cloth can be easily scooped.



Sewing, Quilting & Embroidery Needles



2007 Sashiko Needles



| | |
|----------------|---------------------|
| 8 needles/pack | 12 packs/box |
| Package Size | 10.4 x 4.5 x 0.5 cm |

0.84 x 50.8 mm - 2 pcs.

0.99 x 44.5 mm - 2 pcs.

0.91 x 42.9 mm - 2 pcs.

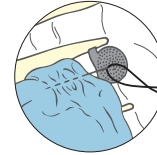
0.89 x 34.9 mm - 2 pcs.



2009 Sashiko Needles (Long Type)



| | |
|----------------|-------------------|
| 3 needles/pack | 12 packs/box |
| Package Size | 14.5 x 5 x 0.5 cm |



237/10 Gold Eye Sharps Needles (No. 10)



| | |
|-----------------|-----------------|
| 20 needles/pack | 12 packs/box |
| Package Size | 13 x 5 x 0.5 cm |

0.46 x 33.3 mm



236 Gold Eye Milliners Needles (No. 3, 5, 7, 9)



| | |
|-----------------|-----------------|
| 16 needles/pack | 12 packs/box |
| Package Size | 13 x 5 x 0.5 cm |

Long needles with round eyes used for: Bonnet and hat making, pleating, ribbon embroidery and embellishing decorations.

No. 3 0.99 x 55.6 mm - 2 pcs.

No. 5 0.84 x 50.8 mm - 4 pcs.

No. 7 0.69 x 46.8 mm - 4 pcs.

No. 9 0.53 x 42.9 mm - 6 pcs.



233 Beading Needles (No. 10, 13)



| | |
|----------------|-----------------|
| 4 needles/pack | 12 packs/box |
| Package Size | 13 x 5 x 0.5 cm |

No. 10 0.41 x 54.6 mm - 2 pcs.

No. 13 0.41 x 48.5 mm - 2 pcs.

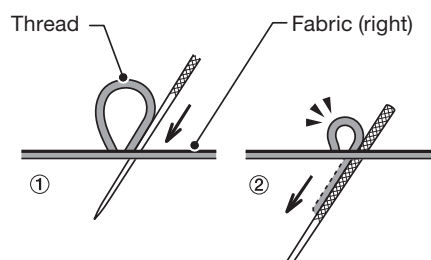

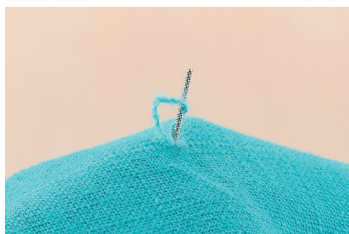


Sewing, Quilting & Embroidery Needles

Easily repair snags in knitted and woven garments!



| | |
|---------------------|-----------------|
| 2512 | |
| Snag Repair Needles | |
| | |
| 2 needles/pack | 3 packs/box |
| Package Size | 17 x 5 x 0.2 cm |



- ① Insert needle in the snag's center.
- ② Pull needle through fabric, capturing entangled thread as you pull.

Pins

Wonder Pins



| | |
|----------------------|-------------------|
| 3210 | |
| Wonder Pins (20pcs.) | |
| | |
| 20 pcs./pack | 3 packs/box |
| Package Size | 12 x 7.3 x 2.1 cm |

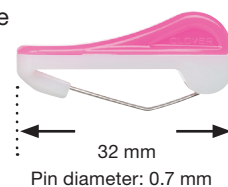


Quick and easy quilt basting

The curved pin makes scooping and holding the fabric easy.


- Scoop 3 layers (top, batting and backing) of fabric keeping them spread out flat.

- Tip manufactured to ensure ease of pinning through fabric.




Simply push the pin down. Easily open and close with one hand.

Speedy basting and reduced hand fatigue.



Can be used in places where Clips cannot reach.

With closed pins, no worry about pricking yourself.



How to use

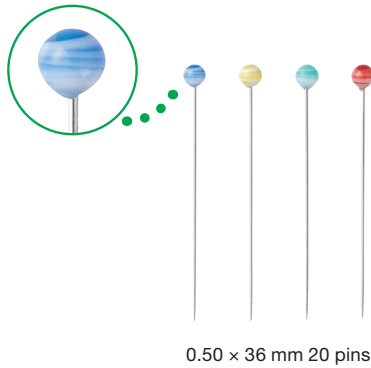
1. Scoop up the fabric.
2. Push down the closure, keeping the pin tip upwards and the base of pin touching fabric surface.
3. The pin is secured when it enters the closure.



Pins

Heat resistant glass head suited for ironing.

- 0.5mm thin marking pins.
- Holes are hardly visible and the pins will smoothly pass through fabrics.
- The pins have a fine pointed tip and is made of tough steel.



| 2511 Marbled Glass Head Pins | |
|---------------------------------|---------------------|
| | |
| 1 set/pack | 3 packs/box |
| Package Size | 11.5 x 6.3 x 0.4 cm |

Easy-grasp large head and sharp finish!

The heart-shaped head featured on these pins make them easy to grab, the sharp finish make them easy to use. Their flat head is convenient for machine stitching and ironing.



| 9604 Heart-Shaped Pins | |
|---------------------------|-------------------|
| | |
| 1 set/pack | 3 packs/box |
| Package Size | 11.5 x 6 x 0.4 cm |
| 0.55 x 50 mm 20 pins | |



Flower Head Pins

Flower Head Pins can hold multiple layers of fabric.
The flat head is convenient for machine stitching.
Head is not heat-resistant. Do not apply iron directly. 3 different sizes.



| 2505 Flower Head Pins 0.55 mm | |
|-------------------------------------|--|
| | |

| 2505 | |
|--|--|
| | |
| 0.55 x 50 mm | |
| The pins will hold regular fabric of cotton, linen and wool. | |

| 2510 Flower Head Pins 0.45 mm | |
|-------------------------------------|---------------------|
| | |
| 20 pins/pack | 3 packs/box |
| Package Size | 11.4 x 5.8 x 0.7 cm |

| 2510 | |
|---|--|
| | |
| 0.45 x 50 mm | |
| Superfine-pointed, 0.45mm marking pins will pass through fabric smoothly. The pins will gently hold thin fabrics such as silk, silk crepe, satin and lining fabric. | |



| 2506 Flower Head Pins Boxed | |
|--------------------------------|-------------------|
| | |
| 100 pins/case | 3 cases/box |
| Package Size | 12.2 x 7.4 x 2 cm |

| 2506 | |
|--------------|--|
| | |
| 0.70 x 54 mm | |



Iron-proof glass



232

Patchwork Pins



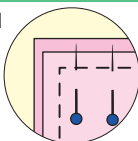
100 pins/case

3 cases/box

Package Size

11.5 x 6 x 1.6 cm

The needle head is small and the tip is sharp. The pins have very sharp points.



0.50 x 36 mm



Iron-proof glass



2507

Patchwork Pins (Fine)



100 pins/case

3 cases/box

Package Size

11.5 x 6 x 1.6 cm

Extra-fine pins, which smoothly pass through fabric. Useful for precise pinning in delicate piecework and appliqué.



0.4 x 36 mm



Iron-proof glass



2508

Quilting Pins



100 pins/case

3 cases/box

Package Size

11.5 x 6 x 1.6 cm

Perfectly suited for quilting, as the pins feature a sharp tip and strong shaft.



0.60 x 48 mm



Iron-proof glass



2509

Quilting Pins (Fine)



100 pins/case

3 cases/box

Package Size

11.5 x 6 x 1.6 cm

Pins smoothly pass through fabric, as the pin tips are thin and sharp.



0.50 x 48 mm



Iron-proof glass



231

Appliqué Pins



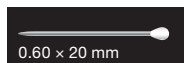

150 pins/case

3 cases/box

Package Size

11.5 x 6 x 1.6 cm

Short pins (2 cm) are perfect for small appliqué work. It will not stick out since it is short.



0.60 x 20 mm

Fork Pins



240

Fork Pins



35 pins/case

3 cases/box

Package Size

13 x 7.4 x 1.6 cm

2401

Fork Pins (70 pcs.)



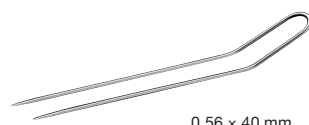
70 pins/case

3 cases/box

Package Size

13 x 7.4 x 1.6 cm


The double pins can pierce and firmly hold slippery lining materials in place. The tip is bent for easy pinning.



0.56 x 40 mm

Thimbles

Natural Fit Leather Thimbles



Feature 1 Seamless from top to side!



This thimble is made with three-dimensional stitching without seams or stitches in the area where the needle touches, allowing the needle to be pushed from the most convenient spot. Its side is made of full double leather to provide safety.

Feature 2 Fits the curve of your finger tip naturally!



Curved to fit your finger

The unique shape creates a smooth curve from the edge of the fingertip to the middle of the finger. It fits the curve of your finger tip naturally.



6028
Natural Fit Leather Thimble (Small)

6030
Natural Fit Leather Thimble (Large)

6029
Natural Fit Leather Thimble (Medium)

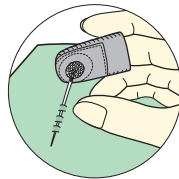
| | |
|--------------|-----------------|
| 1 pc./pack | 3 packs/box |
| Package Size | 15 x 6.5 x 2 cm |



6014
Coin Thimble (Medium)

| | |
|--------------|-------------------|
| 1 pc./pack | 3 packs/box |
| Package Size | 12.7 x 5 x 1.5 cm |

Soft leather thimble with coin metal dimpled disk.



616
Double Sided Thimble

| | |
|--------------|-------------------|
| 1 pc./pack | 3 packs/box |
| Package Size | 12.7 x 5 x 1.5 cm |

Made of soft leather. This thimble has double sided metal "dimpled" tip.



610
Adjustable Ring Thimble

| | |
|--------------|---------------------|
| 1 pc./pack | 3 packs/box |
| Package Size | 10.5 x 6.5 x 1.4 cm |

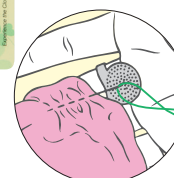
The metal thimble can be used for thick needles and can be adjusted to any finger size.



611
Adjustable Ring Thimble with Plate

| | |
|--------------|---------------------|
| 1 pc./pack | 3 packs/box |
| Package Size | 10.5 x 6.5 x 1.4 cm |

Designed for long-running stitches using a long needle or Sashiko. Adjustable to fit any finger.



Clover Thimbles

| | |
|-----------------------------|-------------------|
| 6017 | |
| Open Sided Thimble (Small) | |
| | |
| 6018 | |
| Open Sided Thimble (Medium) | |
| | |
| 1 pc./pack | 3 packs/box |
| Package Size | 14.5 x 6.5 x 2 cm |

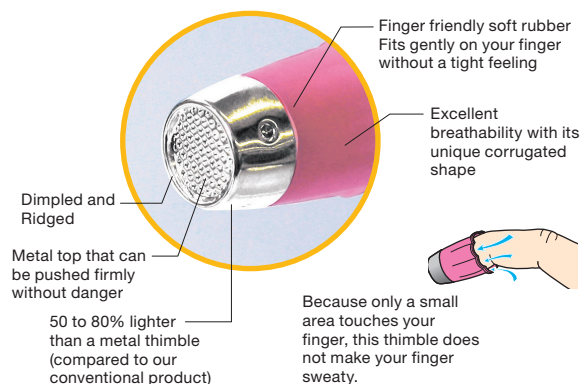


Adjustable Open Sided Thimble that fits your finger comfortably. Designed with an open top to keep your finger from perspiring. Dimpled for easy use on needles. Suited for people with long fingernails.

Protect and Grip Thimbles



| | |
|-----------------------------------|-----------------|
| 6025 | |
| Protect and Grip Thimble (Small) | |
| | |
| 6026 | |
| Protect and Grip Thimble (Medium) | |
| | |
| 1 pc./pack | 3 packs/box |
| Package Size | 15 x 6.5 x 2 cm |
| 6027 | |
| Protect and Grip Thimble (Large) | |
| | |



Flexible Rubber Thimbles

Tight grip to easily pull out the needle.



| | |
|-----------------------------------|-----------------|
| 6031 | |
| Flexible Rubber Thimbles (Medium) | |
| | |
| 2 pcs./pack | 3 packs/box |
| Package Size | 15 x 6.5 x 2 cm |
| 6032 | |
| Flexible Rubber Thimbles (Large) | |
| | |
| 2 pcs./pack | 3 packs/box |
| Package Size | 15 x 6.5 x 2 cm |

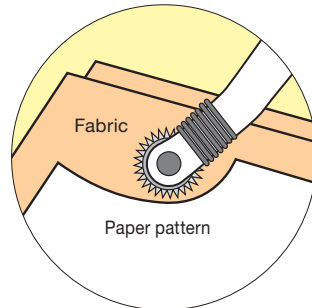


- Index finger thimble for easily pulling needle through fabric.
- Flexible for a perfect fit.
- Cooling vents for breathability.

Sewing Notions



| | |
|---|-------------------|
| 480/W Tracing Wheel (Serrated Edges) | |
| | |
| 1 pc./pack | 3 packs/box |
| Package Size | 19 x 4.5 x 1.4 cm |

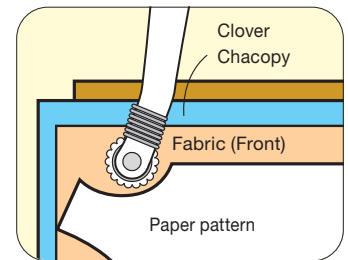


The tracing wheel is used for marking directly onto fabrics. Suitable for marking on thin fabrics.

Trace and mark the holes by rolling the wheel forward along the paper pattern.



| | |
|--|-------------------|
| 481/W Tracing Wheel (Blunt Edges) | |
| | |
| 1 pc./pack | 3 packs/box |
| Package Size | 19 x 4.5 x 1.4 cm |

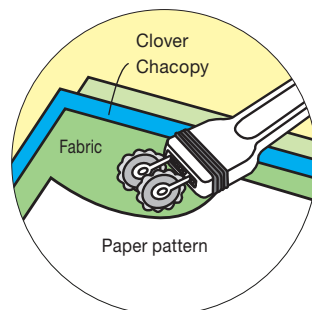


This wheel is used when transferring the pattern to fabrics using Tracing Paper "Clover Chacopy".

The blunt edges will mark the line without tearing the pattern or Chacopy carbon paper.



| | |
|---|-------------------|
| 487/W Double Tracing Wheel | |
| | |
| 1 pc./pack | 3 packs/box |
| Package Size | 19 x 5.5 x 1.4 cm |



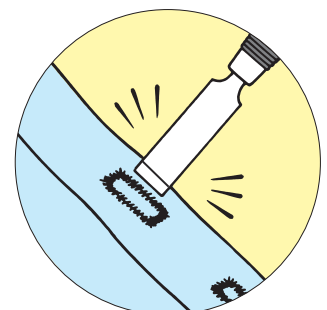
The Double Tracing Wheel can draw two lines at the same time and the space between each wheel can be changed in units of 5mm.

Seam line and cutting line can be marked at the same time.

The space between the two wheels can be adjusted in units of 5mm between 10-30mm.



| | |
|--|-------------------|
| 484/W Buttonhole Cutter | |
| | |
| 1 pc./pack | 3 packs/box |
| Package Size | 19 x 4.5 x 1.4 cm |



This cutter makes the job of opening buttonholes or small cuts on fabrics easy.

After stitching a buttonhole, use this cutter to open it by placing and pressing the blade on the beads of the buttonhole vertically.

This cutter is also useful for making small cuts and cutting through curves. (12mm wide)

Sewing Notions

The Straight Tailor's Awl and the Tapered Tailor's Awl are convenient for detailed work.

These awls are used for detailed work such as shaping the edges, feeding the cloth into the sewing machine and untying threads. With a sharp edge like an artillery shell, the awl is suitable for marking and opening holes especially for thick fabrics and leather.



| 485/W Straight Tailor's Awl | |
|--------------------------------|-------------------|
| | |
| 1 pc./pack | 3 packs/box |
| Package Size | 19 x 4.5 x 1.4 cm |

Designed for piercing small holes or craft works for doll making.



| 486/W Tapered Tailor's Awl | |
|-------------------------------|-------------------|
| | |
| 1 pc./pack | 3 packs/box |
| Package Size | 19 x 4.5 x 1.4 cm |

Very useful in punching holes in leather and fabrics, pulling out corners and widening out spaces.



| 4880 Curved Tailor's Awl | |
|-----------------------------|-------------------|
| | |
| 1 pc./pack | 3 packs/box |
| Package Size | 19 x 4.5 x 1.4 cm |

With its curved tip, this awl is perfect for such tasks as producing curves, feeding cloth, or undoing seams. In addition, the tip has a smooth finish, which makes injury to the cloth or your fingers difficult.



| 876 Ball Point Awl | |
|-----------------------|-------------------|
| | |
| 1 pc./pack | 3 packs/box |
| Package Size | 19 x 4.5 x 1.4 cm |

The Ball Point Awl is used for making a hole by carefully stretching the fabric without thread breakage.



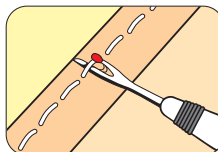
Used to cut threads by placing the longer tip under the thread and pushing forward.

The seam ripper comes with a small ball to protect it from damaging the fabric.



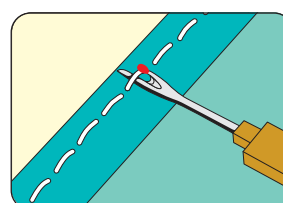
| 482/W Seam Ripper | |
|----------------------|-------------------|
| | |
| 1 pc./pack | 3 packs/box |
| Package Size | 19 x 4.5 x 1.4 cm |

Used to cut seams, basting threads or threads under buttons.

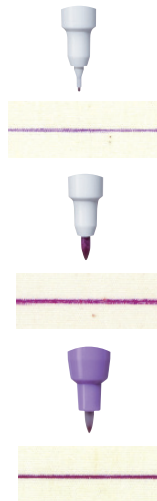


| 463 Seam Ripper | |
|--------------------|---------------------|
| | |
| 1 pc./pack | 3 packs/box |
| Package Size | 18.5 x 7.5 x 0.8 cm |

Perfect for ripping out seams, cutting threads and buttonholes.



Marking Tools



<Extra Fine>
Markings naturally disappear in 2 - 7 days.

<Thick>
Markings naturally disappear in 4 - 14 days.

<Fine>
Markings naturally disappear in 4 - 14 days.

5030
Air Erasable Marker (Purple Extra Fine)

5031
Air Erasable Marker (Purple Thick)

5032
Air Erasable Marker with Eraser (Purple Fine)

| | |
|--------------|-------------------|
| 1 pc./pack | 3 packs/box |
| Package Size | 21 x 4.3 x 1.2 cm |



Fine

Thick



515
Water Erasable Marker (Fine)

| | |
|--------------|-------------------|
| 1 pc./pack | 3 packs/box |
| Package Size | 19 x 4.3 x 1.2 cm |

516
Water Erasable Marker (Thick)

| | |
|--------------|-------------------|
| 1 pc./pack | 3 packs/box |
| Package Size | 19 x 4.3 x 1.2 cm |

Markings can be quickly removed with water.



5013
Chacopen Blue with Eraser (Water Erasable)

| | |
|--------------|-----------------|
| 1 pc./pack | 3 packs/box |
| Package Size | 19 x 4 x 1.2 cm |

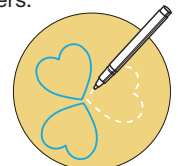
Water Erasable.
Comes with a convenient "ERASER PEN" for immediate erasure of unwanted marks.



518
Eraser Pen

| | |
|--------------|-----------------|
| 1 pc./pack | 3 packs/box |
| Package Size | 19 x 4 x 1.2 cm |

Used to remove markings made by Water Erasable Markers.



White Marking Pen



White Marking Pen (Fine) CLOVER


517
White Marking Pen (Fine)

| | |
|--------------|-------------------|
| 1 pc./pack | 3 packs/box |
| Package Size | 21 x 4.3 x 1.2 cm |

A white marker perfect for marking black and dark-coloured fabrics. Markings disappear when washed or ironed.



The white ink stands out on black and dark-coloured fabric.





5003
Water Soluble Pencil
(Package of 3)

| | |
|--------------|-----------------|
| 3 pcs./pack | 3 packs/box |
| Package Size | 26 × 4 × 1.1 cm |

5000
Water Soluble Pencil
(White)

5001
Water Soluble Pencil
(Blue)

5002
Water Soluble Pencil
(Pink)

| | |
|--------------|-----------------|
| 1 pc./pack | 3 packs/box |
| Package Size | 26 × 4 × 1.1 cm |

The Water Soluble Pencils can be easily wiped off with water.
Best suited for precise marking on fabric.

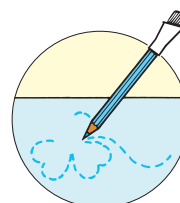


418
Chacopel Fine

| | |
|--------------|-----------------|
| 1 set/pack | 3 packs/box |
| Package Size | 26 × 4.5 × 1 cm |

Fine lines can be clearly marked.

- Contents**
- White: 1 pc.
 - Yellow: 1 pc.
 - Pink/Blue: 1 pc.
 - Sharpener: 1 pc.



5004
Iron-On Transfer Pencil
(Red)

5005
Iron-On Transfer Pencil
(Blue)

| | |
|--------------|-----------------|
| 1 pc./pack | 3 packs/box |
| Package Size | 26 × 4 × 1.1 cm |

Draw designs with the Iron-On Transfer Pencil, and transfer it onto the fabric with an iron.
The traced design can be transferred to fabrics, papers and woodblocks.



For transferring the appliqué and doll designs.



How to use:

- (1) Place tracing paper on the design that you wish to transfer.
- (2) Trace the design with the Iron-On Transfer Pencil.
- (3) Place the traced design on the fabric and iron.
The traced design will appear on the fabric.

Easy transfer with an iron.
The traced design can be used for 2-3 times.

Marking Tools

A powder chalk which allows you to mark fabric as if you are drawing with a pen

A powder-based chalk for drawing thin, beautiful lines.
With its pen-like use, you can make marks as if you are drawing freehand.

Features of Chaco Liner Pen Style

Length, thickness and angle that are easy to hold

The length and thickness have been designed to achieve the pen-like ease-of-use.
Also, the chalk can be easily turned around to draw both straight and curved lines freely as it supports many different angles.




Marks can be easily made along the ruler

You can draw beautiful lines along the ruler with the pointed tip.

The amount of remaining powder is visible

You can see how much powder you have left through the transparent case.



Save time on refilling by exchanging the cartridge

Powder can be refilled easily by simply exchanging the cartridge.
When refilling, the powder will hardly spill over or dirty your hand.

Smooth touch

The shape of the sharp gear tooth, inner parts and powder components were carefully reviewed to achieve a smooth touch.



NET: 2.5 g approx.



| | | |
|--------------|--------------------------------|-------------------|
| 4710 | Chaco Liner Pen Style (Blue) | 0 51221 51510 1 |
| 4711 | Chaco Liner Pen Style (Pink) | 0 51221 51511 8 |
| 4712 | Chaco Liner Pen Style (White) | 0 51221 51512 5 |
| 4713 | Chaco Liner Pen Style (Yellow) | 0 51221 51513 2 |
| 4714 | Chaco Liner Pen Style (Silver) | 0 51221 51514 9 |
| 1 pc./pack | | 3 packs/box |
| Package Size | | 19 x 6.5 x 1.5 cm |

Wheel tip powder chalk.
Permits accurate markings for both straight lines and freehand curves.

Refills for Chaco Liner Pen Styles.



NET: 2.5 g approx.

Easy Replacement



| | | |
|--------------|---|-------------------|
| 4720 | Refill Cartridge for Chaco Liner Pen Style (Blue) | 0 51221 51515 6 |
| 4721 | Refill Cartridge for Chaco Liner Pen Style (Pink) | 0 51221 51516 3 |
| 4722 | Refill Cartridge for Chaco Liner Pen Style (White) | 0 51221 51517 0 |
| 4723 | Refill Cartridge for Chaco Liner Pen Style (Yellow) | 0 51221 51518 7 |
| 4724 | Refill Cartridge for Chaco Liner Pen Style (Silver) | 0 51221 51519 4 |
| 1 pc./pack | | 3 packs/box |
| Package Size | | 19 x 5.5 x 1.5 cm |



Marking Tools

Powder chalk.

Chaco Liners are perfect for drawing thin lines.

Wheel tip for accurate marking on fabric.



NET: 2.2 g approx.

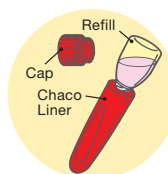


| | |
|----------------------------------|-------------------|
| 469/B Chaco Liner (Blue) | |
| | |
| 0 51221 51471 5 | |
| 469/P Chaco Liner (Pink) | |
| | |
| 0 51221 51470 8 | |
| 469/W Chaco Liner (White) | |
| | |
| 0 51221 51472 2 | |
| 469/Y Chaco Liner (Yellow) | |
| | |
| 0 51221 51469 2 | |
| 1 pc./pack | 3 packs/box |
| Package Size | 15.5 × 7.5 × 2 cm |

Powder chalk refills for Chaco Liners.



NET (1 pc.): 2.8 g approx.



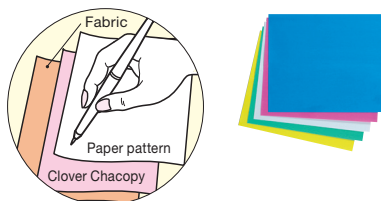
| | |
|---|---------------------|
| 470/B Chaco Liner Refill (Blue) | |
| | |
| 0 51221 51481 4 | |
| 470/P Chaco Liner Refill (Pink) | |
| | |
| 0 51221 51480 7 | |
| 470/W Chaco Liner Refill (White) | |
| | |
| 0 51221 51482 1 | |
| 470/Y Chaco Liner Refill (Yellow) | |
| | |
| 0 51221 51483 8 | |
| 2 pcs./pack | 3 packs/box |
| Package Size | 10.5 × 6.5 × 2.3 cm |

Tailor's Chalks available in four colours.



Size: 30 × 25 cm

| | |
|---------------------------------------|----------------------|
| 434 Tracing Paper "Clover Chacopy" | |
| | |
| 0 51221 51343 5 | |
| 5 sheets/pack | 3 packs/box |
| Package Size | 32.5 × 12.5 × 0.4 cm |



| | |
|--|--------------------|
| 432/B Triangle Tailor's Chalk (Blue) | |
| | |
| 0 51221 51215 5 | |
| 432/W Triangle Tailor's Chalk (White) | |
| | |
| 0 51221 51217 9 | |
| 432/Y Triangle Tailor's Chalk (Yellow) | |
| | |
| 0 51221 51218 6 | |
| 432/R Triangle Tailor's Chalk (Red) | |
| | |
| 0 51221 51216 2 | |
| 1 pc./pack | 3 packs/box |
| Package Size | 8.5 × 6.5 × 0.9 cm |



432/B



432/W



432/Y








432/R






Marking Tools

Marking tool use and method of erasure

★Make sure to always test the tools (by marking and erasing) on an edge of the cloth before use.

◎=optimal / ○=suitable/△=usable

| Art No. | | 5030, 5031, 5032 | 515, 516, 5013 | 517 | 418 | 5000, 5001, 5002, 5003 |
|-------------------|----------------------|--|---|---|---|--|
| Product image | |  |  |  |  |  |
| Usage | Sewing | ◎ | ◎ | ◎ | ◎ | ◎ |
| | Patchwork | ○ | ○ | ○ | ○ | |
| | Embroidery | ○ | ○ | ○ | | ○ |
| Method of erasure | Disappears over time | ◎ 4 to 14days* | | | | |
| | Spray with water | ◎ | ◎ | | | ○ |
| | Wash with water | ◎ | ◎ | ◎ | △ | ◎ |
| | Use an erasing pen | ◎ | ◎ | | | |
| | Heat from an iron | | | ◎ | | |
| | Use a brush | | | | △ | |
| Remarks | | - Pen type - For white and light-colored fabric * Art No. 5030 markings will disappear in about 2 to 7 days. | - Pen type - For white and light-colored fabric | - Pen type - For black and dark-colored fabric | - Pencil type | - Pencil type - A soft lead makes it is easy to apply - Can also be used on felt |

| Art No. | | 4710, 4711, 4712, 4713, 4714 | 469/B, 469/P, 469/W, 469/Y | 432/B, 432/W, 432/Y, 432/R | 434 | 5004, 5005 |
|-------------------|----------------------|---|---|--|---|---|
| Product image | |  |  |  |  |  |
| Usage | Sewing | ◎ | ◎ | ◎ | ◎ | Applique, stuffed animals |
| | Patchwork | | | | | |
| | Embroidery | | | | ○ | |
| Method of erasure | Disappears over time | | | Does not disappear | | Does not disappear |
| | Spray with water | | | | | |
| | Wash with water | △ | △ | | ◎ | |
| | Use an erasing pen | | | | | |
| | Heat from an iron | | | | | |
| | Use a brush | △ | △ | | | |
| Remarks | | - Powder type - Avoid heat sources such as ironing | - Powder type - Avoid heat sources such as ironing | - Avoid heat sources such as ironing | | - Pencil type - For white and light-colored fabric |



Sewing & Patchwork Accessories

For more efficient craftwork!

Amazing pressing force with just a little effort!


The Roll & Press is a quick and efficient way to make creases or to open and fold seam allowances.

Quick, portable, ergonomic.



| | |
|--------------|---------------|
| 1 pc./pack | 3 packs/box |
| Package Size | 21 x 8 x 3 cm |

Roll to press a seam or fold, either straight, curved or paper pieced seams.

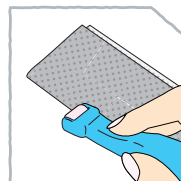


Convenient in these situations too!

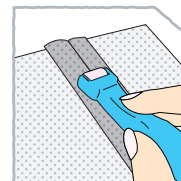
For laminates and other fabrics that cannot be ironed

For foundation piecing (paper piecing) and machine piecing

For making a crease before ironing



• Crease fabric



• Fold seam allowance
• Open seam allowance

Fabric and hand-friendly.

A roller that glides smoothly

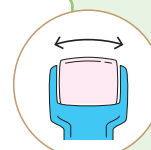
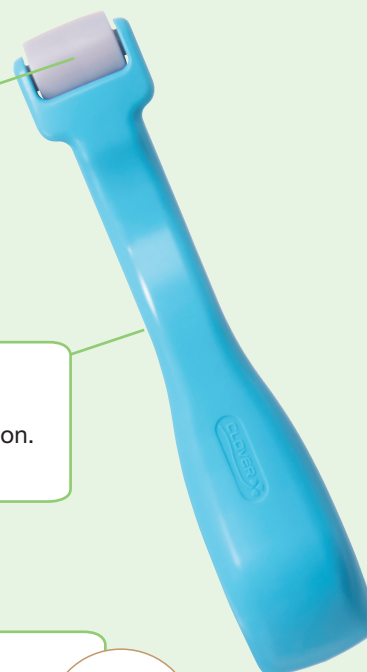
- Doesn't pull or distort fabric
- Allows you to press fabrics along straight or curved lines

Quick, portable, ergonomic

- Can be held in most comfortable position - left or right handed
- Just a little downward force is all that is needed for significant pressing action.

Press small areas with accuracy

- The roller's slight arc allows you to focus pressure on precise areas
- Roller edges will not leave creases on the fabric

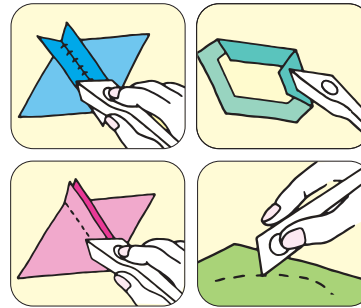


Sewing & Patchwork Accessories

Suitable for making creases and opening and folding the seam allowance of a piece.



| | |
|-----------------------|-----------------|
| 495 Finger Presser | |
| 0 51221 50014 5 | |
| 1 pc./pack | 3 packs/box |
| Package Size | 19 x 4.5 x 1 cm |



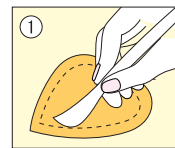
Perfect for foundation piecing, patchwork and appliqué.
Made from abrasion-resistant durable material.

The ideal shape of the spatula and the extra thin tip useful in folding are perfect for appliqué.




| | |
|--|-------------------|
| 4002 "HERA"™ Marker for Appliqué & Sewing | |
| 0 51221 50015 2 | |
| 1 pc./pack | 3 packs/box |
| Package Size | 21 x 4.5 x 0.9 cm |

Usage examples of the spatula

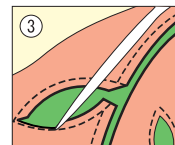


This marker is easy to use for appliqué work and creasing.



For making marks on appliqué and reverse appliqué

Usage example of the sharp tip



For folding appliqué and reverse appliqué



Extra thin tip with curved design.

Used for marking and creasing on fabric.



| | |
|--------------------------|-------------------|
| 490/NV "HERA"™ Marker | |
| 0 51221 50013 8 | |
| 1 pc./pack | 3 packs/box |
| Package Size | 19 x 4.5 x 0.8 cm |







An easy grip, easy press spatula

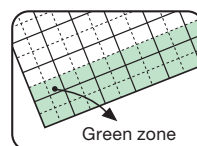
Sewing & Patchwork Accessories

A sewing ruler with adequate flexibility.

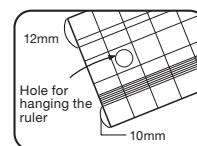
This ruler is perfect for sewing/knitting drafts or drawing seam lines. Parallel lines can be drawn accurately at several distances. The ruler is made of a flexible material to help measure curved portions. With this ruler, you can clearly read scales even on dark-coloured fabrics and easily draw a true bias line with a 45° line.



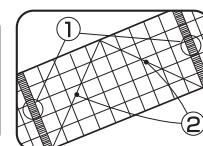
| | |
|---|-------------------|
| 7702 | |
| Graph Ruler (30 cm) | |
|  | |
| 1 pc./pack | 3 packs/pack |
| Package Size | 33 x 5.5 x 0.1 cm |
| 7703 | |
| Graph Ruler (50 cm) | |
|  | |
| 1 pc./pack | 3 packs/pack |
| Package Size | 53 x 5.5 x 0.1 cm |
| Thickness: both 30cm/50cm rulers are 1.0mm thick | |



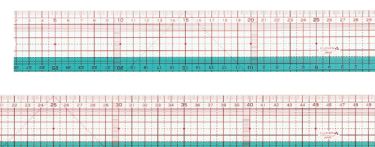
The green zone allows you to read scales easily even on dark-coloured or patterned fabrics.



10mm to 15mm parallel lines, which are often used for drawing seam lines, and especially the most popular 12mm parallel line, are separately marked.





①The two scales subdivided into 1mm divisions just like in the diagram allows you to draw parallel lines accurately. ②The 45° angle line helps to easily and correctly mark the line for cutting on the bias.



The compact, easy-to-use curve ruler with parallel lines useful for marking seam allowances.

These rulers are optimal for drawing curved lines when copying sewing patterns, creating drafts, or drawing curved seam lines quickly and neatly. Parallel lines are marked along the edge of the curve, enabling the drawing of curved seam lines easily. This is a set of two curve rulers and a mini ruler (15cm).

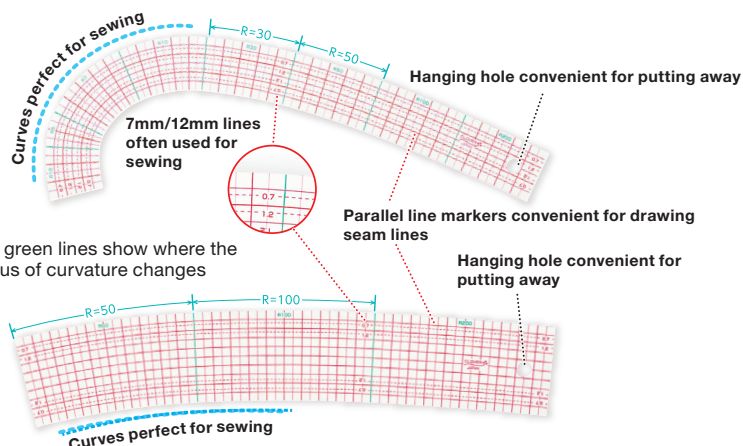


| | |
|---|--------------------|
| 7704 | |
| Curve Ruler with Mini Ruler | |
|  | |
| 1 set/pack | 3 packs/box |
| Package Size | 39.5 x 11 x 0.4 cm |



The rulers come with an attached case.

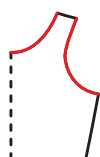
The green lines show where the radius of curvature changes



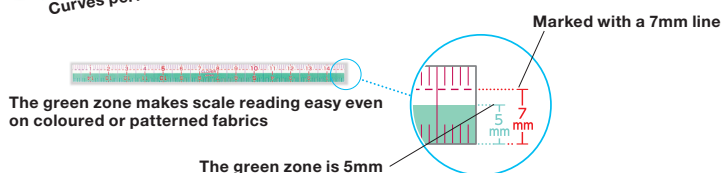
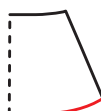
Curves perfect for sewing

Deep curve
For the neckline or armhole

Mini ruler (15 cm)
For measuring intricate portions



Gentle curves
For the hem and hip lines



Sewing & Patchwork Accessories

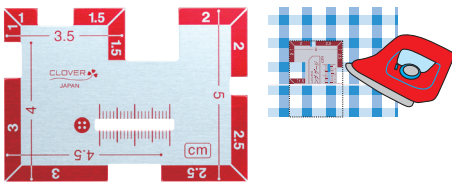
This gauge will allow you to quickly mark seam allowances.

Applicable to most seam allowances with a gauge set from 1 to 5cm in 5mm increments.

The gauge is made of metal, so it can be used to make creases using an iron or as a template for creating sharp corners for pockets, etc.



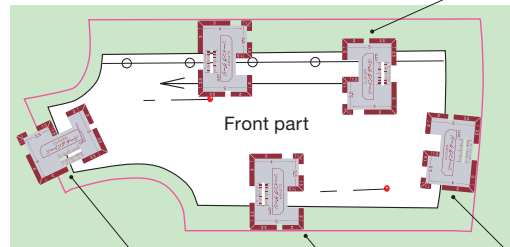
| | |
|------------------------------------|-----------------|
| 7705 Sewing Gauge | |
| | |
| 1 pc./pack | 3 packs/box |
| Package Size | 16 x 8 x 0.2 cm |



This gauge can also be used when creasing with an iron as it is made of metal.

A gauge in 5mm increments works for most seam allowances.

Comes with a buttonhole guide
Very useful in making marks during drafting.



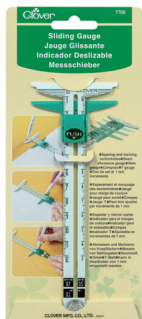
Shoulder seam allowance: 1.5cm

Hem seam allowance: 3.0cm

Side seam allowance: 2.0cm


This sliding gauge is useful in marking seam allowances.

Multipurpose sliding gauge useful for marking.

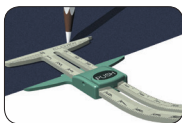



| | |
|-------------------------------------|--------------------|
| 7706 Sliding Gauge | |
| | |
| 1 pc./pack | 3 packs/box |
| Package Size | 22 x 10.2 x 0.9 cm |


Convenient for drawing seam lines, hem lines, tucks, pleats, buttonholes and other markers where the same dimensions need to be used repeatedly.




Measurements that can be set:
5-120mm (1mm increments)




•Hem gauge



•Seam allowance gauge



•Spacing and marking buttonholes



•Compass

Inch gauge






| | |
|--|----------------|
| 9506 5-in-1 Sliding Gauge | |
| | |
| 1 pc./pack | 3 packs/box |
| Package Size | 23 x 10 x 1 cm |



Sewing & Patchwork Accessories

Inch gauge

A multifunctional 11 inch (279.4 mm) sliding gauge for easy marking!



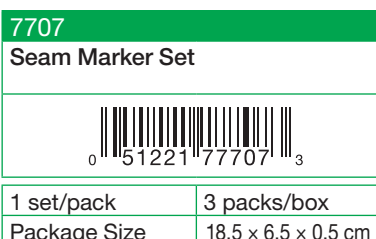
9585
Supersize 5-in-1 Sliding Gauge



| | |
|--------------|----------------------|
| 1 pc./pack | 3 packs/box |
| Package Size | 37.5 x 11.5 x 1.0 cm |

This set of seam markers allows you to neatly draw seam lines along the edges of a pattern/template.

These Seam Markers allow you to draw parallel seam allowances even with a curved pattern or template. Suitable for transferring patterns and templates on appliqué ...and Hawaiian quilts.




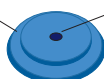
Comes in a set of 4 Seam Markers (3mm/5mm/7mm/10mm width).



How to use:

Insert the template/pattern into the groove along the edge of a marker.

Place the pen tip in the hole.



Mark seam allowances of any shape of pattern or template (thickness of 0.6 mm max.).

Roll and draw along the edge of the pattern.

Sewing & Patchwork Accessories

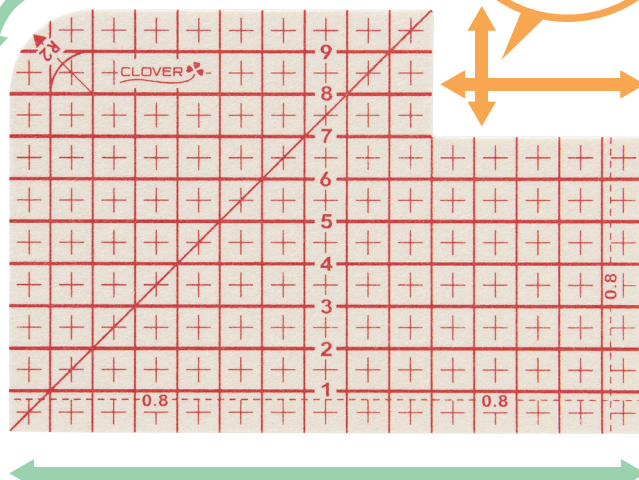
This ruler can simplify three-folding, hemming and cloth wrapping.

Fold, measure, press hems and more in one step.



| | |
|-------------------|--------------------|
| 7700 | |
| Hot Hemmer | |
| | |
| 1 pc./pack | 3 packs/box |
| Package Size | 25 x 13.8 x 0.2 cm |
| Thickness: 1.0mm | |

For rounded edges of pockets




For folding fabric over a long straight line
(Hemming of shirts, pants, and more)

For folding fabric
over a gentle curve
(Hemming of skirts)

Convenient for folding fabric over a long straight line or a curve

This long version of the Clover Hot Hemmer can simplify three-folding, hemming and cloth wrapping. Measure, mark, fold, press: deep hems, long hems.



| | |
|--------------------------|-------------------|
| 7701 | |
| Hot Hemmer (Long) | |
| | |
| 1 pc./pack | 3 packs/box |
| Package Size | 31 x 9.8 x 0.2 cm |
| Thickness: 1.0mm | |

For long straight lines!
25cm long

For small parts!



Cuffs



Curved side

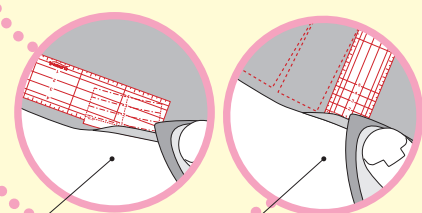
For curves!



Skirt hems

You can fold over a curve by
using two sides.

*There are curves this ruler cannot hem.



Short side

By using the curved side...

By using the short side...



Sewing & Patchwork Accessories

Thread both large-sized and small-sized needles easily and flawlessly.

You can easily thread needles of any size by inserting them into the same place and pressing a button. Most of Clover Needles (0.51-0.89mm) for sewing and patchwork can be threaded.

Choose Clover Needles for smooth threading!



4071

Desk Needle Threader
(Purple)



1 pc./pack

3 packs/box

Package Size

14.6 x 11 x 2.8 cm

4072

Desk Needle Threader
(Green)



1 pc./pack

3 packs/box

Package Size

14.6 x 11 x 2.8 cm

4073

Desk Needle Threader
(Pink)

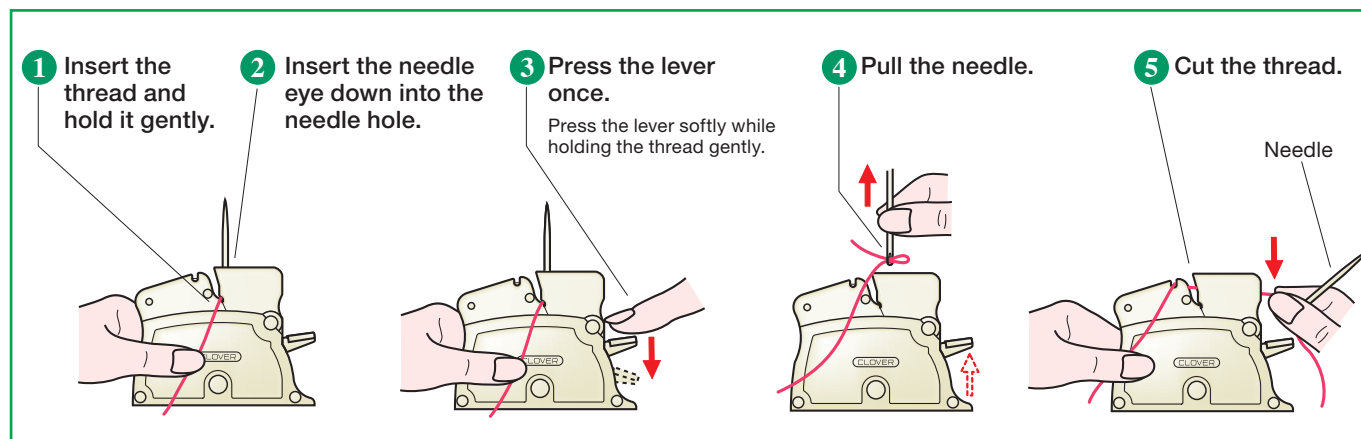


1 pc./pack

3 packs/box

Package Size

14.6 x 11 x 2.8 cm



Caution: If the thread does not go through, place the needle down and repeat the procedures ① to ④.

<Cautions for use>

- Make sure the thread thickness is applicable to the size of the needle.
- When the thread is pushed through the eye of the needle with too much force, it may be damaged. In this case, pull thread through the eye and cut off the damaged part.
- To store this product, remove needle.

Sewing & Patchwork Accessories




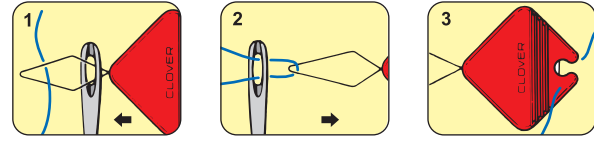
478
Threader with Cutter "PETIT CUT"

0 51221 52115 7

| | |
|--------------|---------------------|
| 2 pcs./pack | 3 packs/box |
| Package Size | 10.5 × 6.5 × 0.7 cm |

Threader and cutter in one.

How to use:



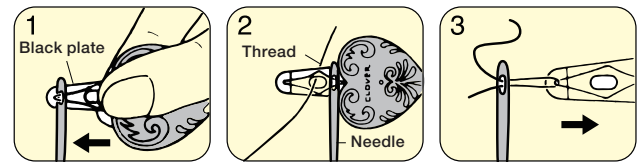
466
Quilt Needle Threader

0 51221 52116 4

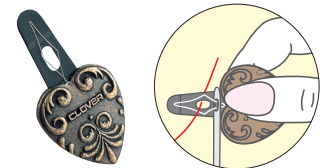
| | |
|--------------|---------------------|
| 1 pc./pack | 3 packs/box |
| Package Size | 10.5 × 6.5 × 0.5 cm |

Antique gold Quilt Needle Threader used for threading fine needles.

How to use:



- (1) Insert the wire on the black plate into the needle eye.
- (2) Insert the thread through the wire and the hole in the black plate.
- (3) Pull the needle off the wire.



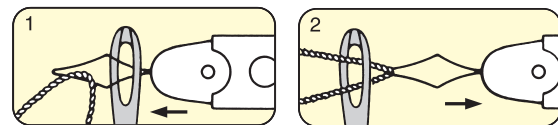
462/NV
Double Needle Threader

0 51221 52109 6

| | |
|--------------|---------------------|
| 1 pc./pack | 3 packs/box |
| Package Size | 15.3 × 4.2 × 0.7 cm |

Thread both large-sized and small-sized needles.

How to use:



Eye-catching design with new functions.

Threader specially designed for embroidery threads (embroidery needles).




8611
Embroidery Threader

0 51221 55811 5

| | |
|--------------|-------------------|
| 1 pc./pack | 3 packs/box |
| Package Size | 15 × 5.5 × 0.8 cm |

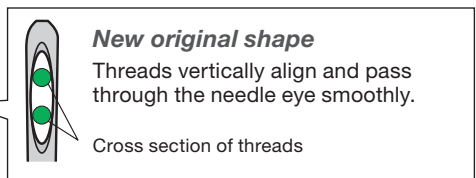

Comes with a cap

Comes with a cap



Embroidery Threader has a "Flat tip" for easy and smooth threading even with thick threads.

Thread even thick threads smoothly



*Please use the designated number and types of threads for each embroidery needle.



Sewing & Patchwork Accessories

"Quick Cut" Thread Cutter

The "Quick Cut" Thread Cutter allows you to quickly and easily separate your quilt chain pieces.



| | |
|---------------------------|---------------|
| 7490 | |
| "Quick Cut" Thread Cutter | |
| | |
| 1 pc./pack | 3 packs/box |
| Package Size | 14 x 6 x 4 cm |



You can move the blade 12 positions to get a new blade edge.

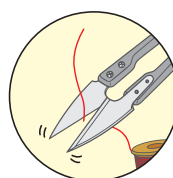


Our unique design protects your fingers when you set and cut the thread.

* It features Clover's 45mm Rotary Cutter blade which can be replaced.



| | |
|-------------------------|---------------------|
| 415 | |
| Thread Clipper "KUROHA" | |
| | |
| 1 pc./pack | 3 packs/box |
| Package Size | 18.5 x 7.5 x 1.3 cm |



High quality precision clipper with excellent sharp cutting edge.



| | |
|--|--|
| 454 | |
| Thread Cutter Pendant (Antique Silver) | |
| | |

| | |
|--------------------------------------|--|
| 455 | |
| Thread Cutter Pendant (Antique Gold) | |
| | |

| | |
|--------------|---------------------|
| 1 pc./pack | 3 packs/box |
| Package Size | 10.5 x 6.5 x 0.9 cm |



The thread cutter pendant has a built-in sharp circular blade to cut threads. It can be set on top of a thread wheel or used as a pendant. Available in antique silver & antique gold.

Sewing & Patchwork Accessories

You can store threaded needles by winding them onto the reel.



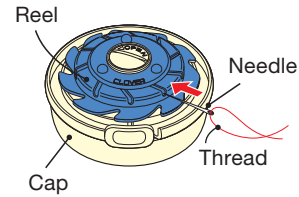
| | |
|---------------------------|------------------|
| 625 | |
| Dome Threaded Needle Case | |
| | |
| 1 pc./pack | 3 packs/box |
| Package Size | 16.5 × 10 × 3 cm |

Store 10 threaded needles neatly!

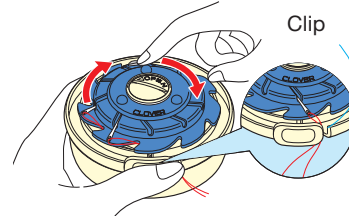


How to use:

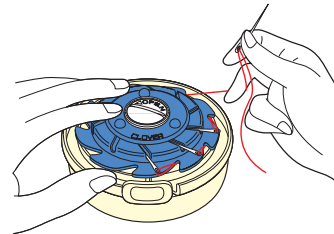
(1) Insert the threaded needle into the groove.



(2) Rotate dome to wind the thread.



(3) To remove the needle, hold the dome and pull the needle slowly.



Magnet Pin Caddy

Drop needles on the Magnet Pin Caddy and it will catch and store them in the same direction with its magnetic force.




| | |
|-----------------------------|------------------|
| 4105 | |
| Magnet Pin Caddy (Bordeaux) | |
| | |
| 1 pc./pack | 3 packs/box |
| Package Size | 18.5 × 12 × 4 cm |



The Magnet Pin Caddy comes with fine and smooth Clover Silk Pins (10 pins) for trial.

Center groove makes picking up pins from caddy easy.
Includes cover for safe and easy storage, and allows for stacking caddy.
Multiple caddies can be stacked for storage.





Sewing & Patchwork Accessories

Sweet 'n Sharp Macaron

Cute magnetic needle holder & Needle sharpener.

- Catch needles on magnetic surface.
- Polish needles with cream filled cushion.
- Needles sharpened regularly penetrate smoothly the fabric.



How to polish needles

1. Insert the needle slowly into the central filling cushion part.



2. Hold the upper and lower sides of the macaron.


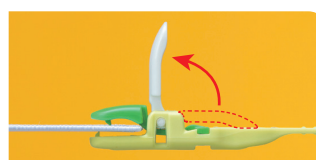
3. While checking the polishing condition, insert and pull out the needle several times.

| 4130 | |
|------------------------------------|-----------------|
| Sweet 'n Sharp Macaron (Raspberry) | |
| | |
| 1 pc./pack | 3 packs/box |
| Package Size | 12 x 6 x 2.3 cm |

| 4131 | |
|------------------------------------|-----------------|
| Sweet 'n Sharp Macaron (Pistachio) | |
| | |
| 1 pc./pack | 3 packs/box |
| Package Size | 12 x 6 x 2.3 cm |



| 9582 | |
|----------------------|-------------------|
| Clip 'n Glide Bodkin | |
| | |
| 1 pc./pack | 3 packs/box |
| Package Size | 23 x 7.3 x 1.1 cm |

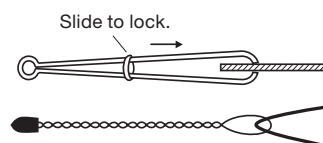


- Clip provides firm hold on elastic end for pulling through casing with ease.
Suitable elastic width: 5/8 in. (15 mm) or wider
Width of casing opening: 3/4 in. (20 mm) or wider
- Exceptional flexibility ensures smooth passage along curvy areas.

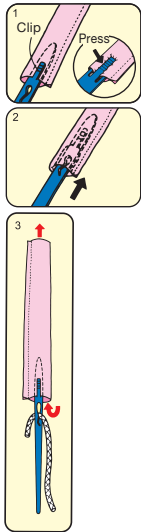


| 4001 | |
|------------------|-------------------|
| Bodkin (2 Types) | |
| | |
| 2 pcs./pack | 3 packs/box |
| Package Size | 12.6 x 5 x 0.7 cm |

For threading of ribbon and elastic tape.



Sewing & Patchwork Accessories



472 Easy Loop Turner



2 pcs. (2 sizes)/pack 3 packs/box
Package Size 33 x 4.5 x 0.4 cm



For turning loops inside out.
The loop can be used to insert cording by tying it to the hole.
(See illustration 3.)



4910 Soft Touch Thread Pick



1 pc./pack 3 packs/box
Package Size 19 x 4 x 1.0 cm

- The perfect tool for hiding or removing stray threads
- Easily slips through the top fabric, leaving no marks or punctures
- Ideal for long-arm quilters and machine embroidery

Steel tip



Optimal shape for grabbing thread!




4052 Loop Pressing Bars



5 pcs. (5 sizes)/pack 3 packs/box
Package Size 34 x 11 x 0.5 cm

Easily make loops, 3D appliqué and Celtic designs.
Seam allowance can be pressed with iron.
The loop can be used to insert cording by tying it to the hole.

Available widths:
6, 9, 12, 15, 18 mm




4095 Design Pro Appliqué Mat



1 pc./pack 3 packs/box
Package Size 32.5 x 6.4 x 4.6 cm

- Non-slip surface texture holds appliqué pieces in place.
- Transparent mat ensures precision placement.
- Non-stick surface texture allows repeated use of fusible materials.

Contents:
Appliqué mat: 1
Pressing sheet: 1



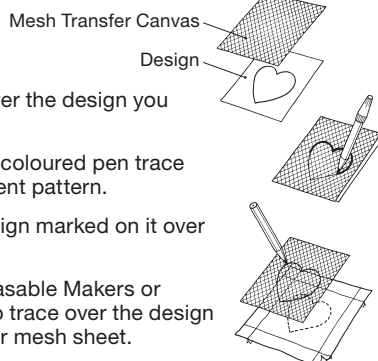
474 Mesh Transfer Canvas



1 pc./pack 3 packs/box
Package Size 39 x 7 x 1.4 cm

The sheet of fine mesh is useful for transferring quilt lines and appliqué design layouts.
By using the mesh you don't have to cut out the shape you want to use and trace around.

30 x 40 cm




How to use:

- (1) Place the mesh sheet over the design you wish to use.
- (2) Using a ballpoint pen or coloured pen trace the design for a permanent pattern.
- (3) Place the mesh with design marked on it over your fabric.
- (4) Using Clover's Water Erasable Markers or Chacopel Fine pencils to trace over the design you have marked on your mesh sheet.

Instructions for appliqué:




Trim fused fabric into desired shapes.



Place design under mat and assemble fused pieces.



Press pieces in place using pressing sheet.



Remove appliqué from the mat.



Place the appliqué on base fabric and press.



Size: 12 mm x 7 m

9505 Double Sided Basting Tape



1 pc./pack 3 packs/box
Package Size 13.5 x 7.5 x 1.3 cm

Quickly and easily adheres to fabric, paper or wood.

Sewing & Patchwork Accessories



494/S
Patchwork Templates (Squares/Octagons)

4 901316 860097

| | |
|--------------|--------------------|
| 7 pcs./pack | 3 packs/box |
| Package Size | 18.5 x 13 x 0.8 cm |

Basic pattern templates set.
 Templates with openings showing both the seam line and cutting edge.

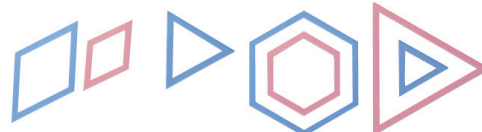


494/T
Patchwork Templates (Triangles/Hexagons)

4 901316 860080

| | |
|--------------|--------------------|
| 7 pcs./pack | 3 packs/box |
| Package Size | 18.5 x 13 x 0.8 cm |

Basic pattern templates set.
 Templates with openings showing both the seam line and cutting edge.



9579
No-Hassle Triangles Gauge

0 51221 79579 4

| | |
|--------------|------------------|
| 1 pc./pack | 3 packs/box |
| Package Size | 37 x 10 x 1.4 cm |

Create 1/2-square or 1/4-square triangle blocks without ever cutting triangles.



QUICK BIAS <Fusible Bias Tape>

Easily ironed on to straight or curved fabric designs. It will eliminate time consumed in making and pinning it in place. Excellent for use in Stained Glass Quilting, Celtic and Appliqué work or projects.



700/1128
QUICK BIAS <Fusible Bias Tape> (Black)

0 51221 50890 5



700/GOLD
QUICK BIAS <Fusible Bias Tape> (Gold)

0 51221 50902 5



700/SILVER
QUICK BIAS <Fusible Bias Tape> (Silver)

0 51221 50903 2

| | |
|--------------|---------------------|
| 1 pc./pack | 6 packs/box |
| Package Size | 10.5 x 8.8 x 0.8 cm |

Width:6mm

* Actual colours may vary from printed version.

Sewing & Patchwork Accessories

3 functions of marking units, cutting mat, ironing board all in one.



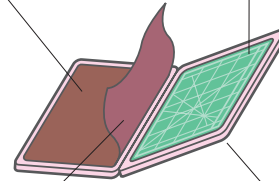
① Japanese Package

| | |
|-------------------------|------------------|
| 57-872 | |
| Patchwork Board "MULTI" | |
| ●mm Gauge | |
| | |
| 1 pc./pack | 5 packs/box |
| Package Size | 34 × 27 × 2.5 cm |



Sandpaper: Easy for marking lines and patterns on fabric, as it prevents it from slipping.

Cutting mat with grid marks(cm) and angle lines.



Anti-skid sheet: Holds the ironing board in place and protects the work surface.

Outside(fabric covered): Ironing Board



| | |
|----------------------|-------------------|
| 7803 | |
| Point 2 Point Turner | |
| | |
| 1 pc./pack | 3 packs/box |
| Package Size | 23 × 7.2 × 0.9 cm |

Turn every point perfectly.


- Curved end with tip for point turning.
- Fine tipped end for detail work.
- Designed to be comfortable and secure in hand when using either end.



| | |
|----------------------------|---------------------|
| 7807 | |
| Hold It Precision Stiletto | |
| | |
| 1 pc./pack | 3 packs/box |
| Package Size | 25.5 × 6.5 × 1.2 cm |

Hold while sewing or pressing.

- Grippy tip for holding fabric.
- Angled tip for good reach and visibility.
- Heat resistant silicone tip for working near iron while pressing.






Sewing & Patchwork Accessories

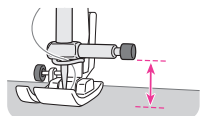
A stitch guide that can be aligned with the edge of the fabric for stitching.



| 7708 Stitch Guide | |
|---|-------------------|
|  | |
| 1 set/pack | 3 packs/box |
| Package Size | 18 × 9.4 × 1.2 cm |

Note:

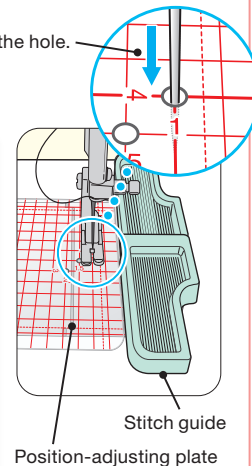
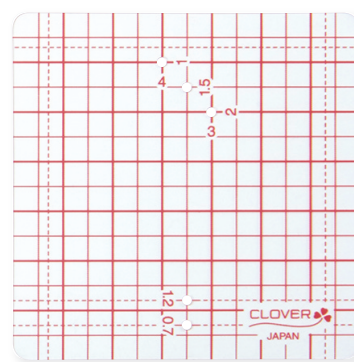
This guide is suitable for sewing machines of which gap between a needle clamp screw and a needle plate is higher than 8mm.



Comes with a position-adjusting plate!

Now the plate can be kept parallel and the guide can be positioned more easily with a hole for a sewing-machine needle.


The needle goes into the hole.



If the stitch guide is aligned with the fabric before stitching with a sewing machine, a neat stitch with a consistent seam-width can be achieved.

The guide comes with an adhesive sheet that can adhere to both metal and plastic surfaces, enabling it to be fixed at any location.

When sewing curved seams



Two guides can be connected and used together

Stitching straight



Use the long side of the guide.



Use both guides connected.

Stitching curves: use the short side of the guide.



inner curve



outer curve

Topstitching: place the guide in front of the presser foot and sew.




Stitching strips: with two guides, you can sew strips neatly.

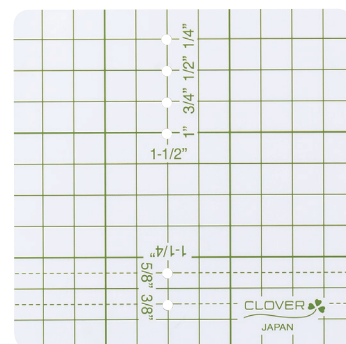


Sandwich with the two stitch guides

Inch gauge



| 9584 Stitch Guide | |
|---|-------------------|
|  | |
| 1 set/pack | 3 packs/box |
| Package Size | 18 × 9.4 × 1.2 cm |



Sewing & Patchwork Accessories


Ideal for Parallel-line stitching.



| 7709 | |
|---------------------------|---------------------|
| Sliding Stitch Guide Foot | |
| | |
| 1 set/pack | 3 packs/box |
| Package Size | 16.5 x 5.8 x 2.2 cm |

This guide foot (presser) is convenient when stitching at regular intervals or stitching parallel lines.

Set your desired width to the ▽ mark.
The stitch width can be set between 1 and 7.6 cm at intervals of 1 mm.



Recommended for quilting

You can sew in line with the stitches you just sewed. This is also convenient when you want to sew a parallel pattern.



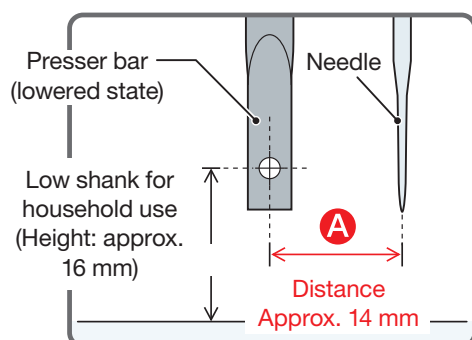
Recommended for stitching from the front of the fabric

You can set the stitch width and stitch from the front of the fabric, without having to check the width of folded seams, enabling a clean finish.




Sewing machines compatible with the Sliding Stitch Guide Foot

- Household sewing machines with a low shank
 - * Cannot be used with high-shank machines (industrial and professional-use sewing machines and some high-performance household sewing machines) or slanted needles.
 - * It may require your specific sewing machine company's specialty adaptor. Not compatible with all machines.
- Sewing machines that have a space of approximately 14 mm between the center of the hole in the presser bar and the needle (Figure A)
- Sewing machines with a zigzag stitch width of up to 7 mm



Inch gauge



| 9586 | |
|---------------------------|-------------------|
| Sliding Stitch Guide Foot | |
| | |
| 1 set/pack | 3 packs/box |
| Package Size | 23 x 9.5 x 2.6 cm |



| 9508 | |
|-----------------------------|-----------------|
| Stack 'n Store Bobbin Tower | |
| | |
| 1 set/pack | 3 packs/box |
| Package Size | 11.2 x 7 x 7 cm |

- Holds most type of bobbin.
- Secures thread ends - no more tangles!
- See thread colours at a glance!
- Convenient and compact!



Wonder Clips


All you have to do is clip it on and off

Clips to temporarily hold fabric together for sewing <mini>

Narrow tips for precision clipping

Maximum
8mm

Small but
opens wide!

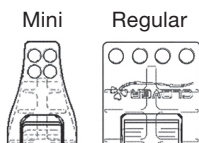


Narrow tip with 4
projections to clip tightly!

A guide scale which can estimate seam allowances
in units of 5mm, 7mm and 10mm

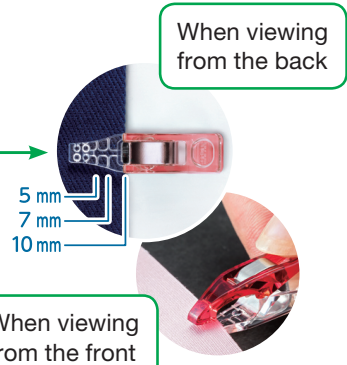
- Precision clipping.
- Small and light.
- Works well with sergers.
- As a marking for pieces of fabric.
- Comes with a 5/7/10mm scale.

The back of the clip is flat, keeping the fabric down, for
easy feeding into the presser foot



Though small, the Mini Wonder
Clips have the same number of
projections and clipping power as
the regular Wonder Clips.

Clips can be aligned
with notch marks



Mini Wonder Clips

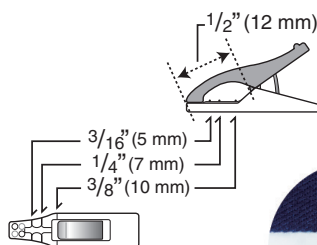
3188



3189



- Great alternative to pins, especially when working with vinyls, piles, and heavy weight fabrics.
- The small size works well with miniature patchwork, doll clothes, and all work that requires holding pieces together in tight sections.
- It is helpful when holding a curved line or for a short distance.
- Easy to see on your work and easy to find when dropped to the floor.



| 3188 | |
|--------------------------------|-----------------|
| Mini Wonder Clips (20 pcs.) | |
| | |
| 20 pcs./pack | 3 packs/box |
| Package Size | 19 x 8 x 1.5 cm |

| 3189 | |
|---|-------------------|
| Mini Wonder Clips (Assortment/50 pcs.) | |
| | |
| 50 pcs./pack | 3 packs/box |
| Package Size | 15 x 7.7 x 3.3 cm |



Wonder Clips

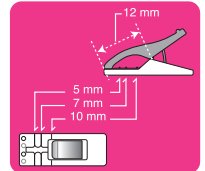
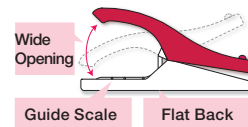
All you have to do is clip it on and off



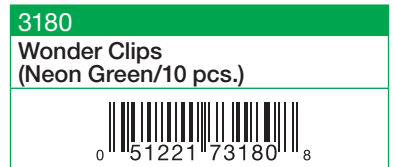

Wonder Clips

- Great alternative to pins, especially when working with vinyls, piles, and heavy weight fabrics.
- Holds layered sections of sewing projects such as, handle connectors to handbags, piping, etc. without distortion.
- Holds quilt binding while sewing.
- Easy to see on your work and easy to find when dropped to the floor.
- Works well with sergers.

Maximum
10mm




Seam allowance can be estimated in units of 5mm, 7mm and 10mm.




| | |
|--------------|-----------------|
| 10 pcs./pack | 3 packs/box |
| Package Size | 18.7 x 8 x 2 cm |



3155/3156/3159

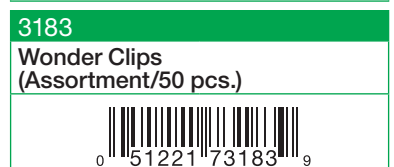



3180



3183/3185

Dressmaking requires many pins.



| | |
|--------------|-------------------|
| 50 pcs./pack | 3 packs/box |
| Package Size | 15 x 7.5 x 3.5 cm |



Wonder Clips

Perfect for dressmaking which requires many pins to hold fabrics together.



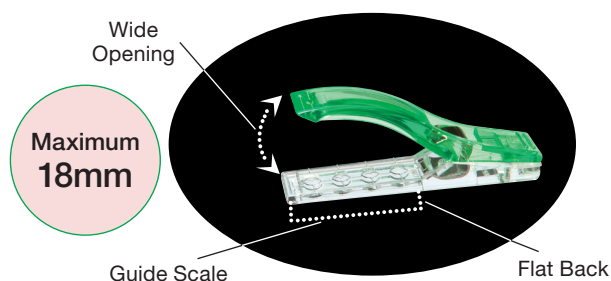
| | |
|-------------------------|------------------|
| 3159 | |
| Wonder Clips (100 pcs.) | |
| | |
| 100 pcs./pack | 3 packs/box |
| Package Size | 21.5 x 12 x 5 cm |




Jumbo Wonder Clips

The clips are useful in holding laminated fabrics, synthetic leathers and other fabrics on which you do not wish to leave holes.

The wide opening of the clips are also suitable for holding thick fabrics and zippers.



- Clip opens wide to hold layers of fabrics.
- Each clip can hold a length of up to 3cm.
- These clips are convenient for holding wide seam allowances, pouch openings and handles.
- These can be used for patchwork, quilt, knitting and other various handicrafts.
- Flat back for keeping fabrics down, making it easy to use on sewing machines.



3186/3157

| | |
|------------------------------|--|
| 3186 | |
| Jumbo Wonder Clips (12 pcs.) | |
| | |

| | |
|--------------|----------------|
| 12 pcs./pack | 3 packs/box |
| Package Size | 20 x 10 x 4 cm |



| | |
|------------------------------|--|
| 3157 | |
| Jumbo Wonder Clips (24 pcs.) | |
| | |


| | |
|--------------|------------------|
| 24 pcs./pack | 3 packs/box |
| Package Size | 21.5 x 12 x 5 cm |

Wonder Clips <Variety Pack>

All in one convenient package, each unique clips holds your work in place.



| | |
|---------------------------------------|----------------|
| 3190 | |
| Wonder Clips <Variety Pack> (26 pcs.) | |
| | |
| 26 pcs./pack | 3 packs/box |
| Package Size | 20 x 10 x 4 cm |



Slash Cutter

Make beautiful slash quilts quickly!



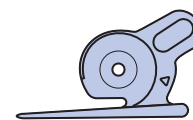
| | |
|--------------|---------------------|
| 499 | |
| Slash Cutter | |
| | |
| 1 set/pack | 3 packs/box |
| Package Size | 22.2 x 9.9 x 1.7 cm |

Comes with two interchangeable guides; for straight slash cutting and curved slash cutting. Designed with comfort and safety features!

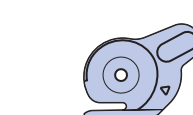
*This cutter only supports Clover's replacement blades.



Straight slash cutting



Curved slash cutting



Quilting method with beautiful layers of colour and soft texture

Making slash quilting fun, beautiful and easy.

Slash quilting is a method of quilting. In this method, multiple layers of fabric are arranged on top of a base fabric and are sewn parallel to the true bias direction. Then, seams of all layers but the bottom layer are cut through and washed, and the fabric of the openings is raised.

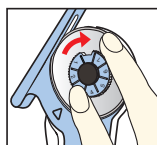
Slash quilting is known for its beautiful layers of colour and soft texture.

Slash quilting can be done easily and quickly with Clover's Slash Cutter.

Features of Clover Slash Cutter

The ratchet mechanism to firmly fix the blade in place

The ratchet mechanism to prevent the blade from rotating when it is being pushed. As the blade doesn't rotate, the fabric won't get caught in between the blade and the guide, allowing for smooth cutting of several layers of fabric.



16-step pitch feeding to maintain cutting quality

Turn 1 pitch once the blade becomes dull to improve cutting quality. It is designed so that it is easy to tell when to replace the blade.

The cutter comes with a guides for both straight/curved

It works with both types of slash quilts by switching the interchangeable guides. Both for stitching intervals wider than 6mm.

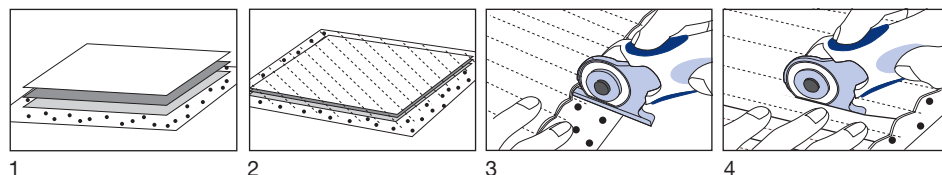


Insert into a channel between two stitching lines and push forward.



Fabric will be cut as you push the cutter forward.

<Basic technique of slash quilting and how to use a Slash Cutter>



1. Layer pieces of fabric so that the fabric grain is aligned.
Select a piece of fabric that has a surface which raises easily as the middle layer, and place a larger piece of fabric as the bottom layer for easy cutting.
2. With a sewing machine, make seams with a fixed width in the true bias direction (in a 45 degree angle to the fabric grain).
3. Insert the Slash Cutter guide in between the seams.
(Place the guide on top of the bottom layer.)
4. Hold the fabric down with one hand and push the Slash Cutter forward to cut.
(Make a cut with scissors if it is hard to cut at the beginning)
5. Once all the cutting is done, wash with a washing machine and raise fabric.
Dry and add the finishing touches to complete.




Scissors

Patchwork Scissors



24 cm




| 493/L | |
|---|----------------------|
| Patchwork Scissors (Large) | |
|  | |
| 1 pc./pack | 3 packs/box |
| Package Size | 29.5 × 10.3 × 1.3 cm |

Made from top-grade stainless steel, sharp and durable excellent for cutting multiple layers of fabric.



17 cm




| 493 | |
|---|---------------------|
| Patchwork Scissors | |
|  | |
| 1 pc./pack | 3 packs/box |
| Package Size | 23.3 × 8.3 × 1.2 cm |

Perfect for cutting multiple layers of fabric or cutting pieces for quilting. A cover is included for safe and easy handling and storage.



13.5 cm




| 493/S | |
|---|---------------------|
| Patchwork Scissors (Small) | |
|  | |
| 1 pc./pack | 3 packs/box |
| Package Size | 18.5 × 6.5 × 1.2 cm |

Perfect for cutting appliqué pieces for quilting and sewing.

493/L, 493, 493/S

The finely serrated blades will grip the fabric firmly for a precision cut. Perfect for cutting multiple layers of fabric as well as quilt batting.




Perfect for fine cutting.




11.5 cm



| 493/CW | |
|---|---------------------|
| Patchwork Scissors (Mini) | |
|  | |
| 1 pc./pack | 3 packs/box |
| Package Size | 18.5 × 7.5 × 1.1 cm |

The pointed tip is perfect for fine cutting and trimming. Used for chenille quilting, appliqué, sewing and crafts. Heavy duty blades make it easy to cut through several layers of fabric.



Rotary Cutters

Perfect cutter for patchwork requiring accuracy

Rotary cutters are the ultimate in simplicity and functionality.
Fits into your hand perfectly and allows for accurate and speedy cuts.

Features of Clover Rotary Cutter

Hold upright



At an angle



• Cuts beautifully regardless of how you hold it

Cuts beautifully regardless of how you hold it, whether held upright or at an angle as the cover opens at a tilt, due to the wide cutting range with just the right amount of blade exposed.

• An easy grip handle that fits into your hand perfectly

The "Soft Cushion Handle" gently supports your palm and fingers for a comfortable cutting experience.

For speedy and accurate cuts with a cutter that fits into your hand perfectly.

*Can be used for both left and right handed users

Can be used by both right and left hand by simply turning the safety cover around.

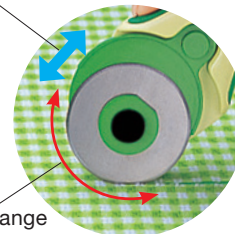
*The cutter is initially set to right-hand use.

• Adjustable rotation speed

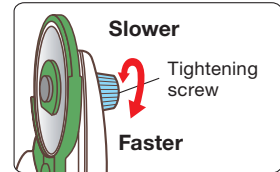
Rotation speed can be adjusted with the tightening screw at the back.

The blade will rotate slower when the screw is tightened allowing for cutting thick or multiple layers of fabric beautifully.

Cover opens at a tilt!



Wide cutting range



| 7500 | |
|-----------------------|----------------|
| Rotary Cutter (45 mm) | |
| | |
| 1 pc./pack | 3 packs/box |
| Package Size | 23 x 12 x 3 cm |



| 7502 | |
|-----------------------|------------------|
| Rotary Cutter (60 mm) | |
| | |
| 1 pc./pack | 3 packs/box |
| Package Size | 27 x 12 x 3.5 cm |



| 7501 | |
|-----------------------|------------------|
| Rotary Cutter (28 mm) | |
| | |
| 1 pc./pack | 3 packs/box |
| Package Size | 23 x 10.5 x 3 cm |



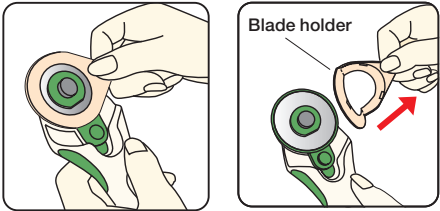
| 7503 | |
|-----------------------|---------------|
| Rotary Cutter (18 mm) | |
| | |
| 1 pc./pack | 3 packs/box |
| Package Size | 23 x 8 x 2 cm |





Rotary Cutter Blades

Clover Rotary Blade Refills make blade replacement safe, quick and easy.



Blades come in a protective cover for safe handling.

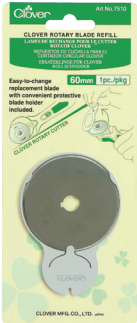


45 mm

7508

Clover Rotary Blade Refill
(45 mm/1 pc.)

| | |
|--------------|-----------------|
| 1 pc./pack | 3 packs/box |
| Package Size | 16 × 7 × 0.3 cm |



60 mm

7510

Clover Rotary Blade Refill
(60 mm/1 pc.)

| | |
|--------------|-------------------|
| 1 pc./pack | 3 packs/box |
| Package Size | 20 × 8.5 × 0.5 cm |



28 mm

7514

Clover Rotary Blade Refill
(28 mm/2 pcs.)

| | |
|--------------|-----------------|
| 2 pcs./pack | 3 packs/box |
| Package Size | 16 × 7 × 0.3 cm |



18 mm

7512

Clover Rotary Blade Refill
(18 mm/2 pcs.)

| | |
|--------------|-----------------|
| 2 pcs./pack | 3 packs/box |
| Package Size | 16 × 7 × 1.4 cm |

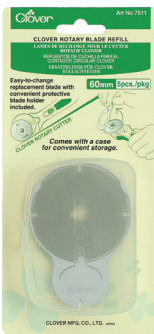


45 mm

7509

Clover Rotary Blade Refill
(45 mm/5 pcs.)

| | |
|--------------|-----------------|
| 5 pcs./pack | 3 packs/box |
| Package Size | 16 × 8 × 1.8 cm |



60 mm

7511

Clover Rotary Blade Refill
(60 mm/5 pcs.)

| | |
|--------------|-------------------|
| 5 pcs./pack | 3 packs/box |
| Package Size | 20 × 9.5 × 1.8 cm |



28 mm

7515

Clover Rotary Blade Refill
(28 mm/5 pcs.)

| | |
|--------------|-----------------|
| 5 pcs./pack | 3 packs/box |
| Package Size | 16 × 7 × 1.4 cm |



18 mm


7513

Clover Rotary Blade Refill
(18 mm/5 pcs.)

| | |
|--------------|-----------------|
| 5 pcs./pack | 6 packs/box |
| Package Size | 16 × 7 × 1.4 cm |


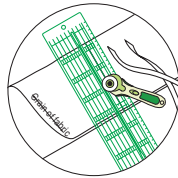
Tape Makers

Bias Tape Cutting Ruler



The Bias Tape Cutting Ruler and the Rotary Cutter enable you to cut fabric strips accurately and exactly parallel.

Set the blade of the Rotary Cutter in the slit (wide end) of the Bias Tape Cutting Ruler to cut fabric straight without curving.



57-924

Bias Tape Cutting Ruler
●mm Gauge



4 901316 579241

1 pc./pack

5 packs/box

Package Size

43.5 × 11 × 0.4 cm

🇯🇵 Japanese Package

Bias Tape Makers

You can make bias tapes in minutes!


You can quickly make bias tapes of the same width using the same fabric for belt loops and the piping finishing of armholes and necklines.

How to use:

- (1) Cut the fabric according to size.
- (2) Insert the fabric through the tape maker.
- (3) Pin the fabric edge and iron the folded tape as you pull the tape maker.



464/06 464/12 464/18 464/25 464/50
6 mm 12 mm 18 mm 25 mm 50 mm



Insert the fabric through the bias tape maker and iron.

464/06
Bias Tape Maker
(6 mm)

| | |
|--------------|-------------------|
| 1 pc./pack | 3 packs/box |
| Package Size | 17 × 7.5 × 2.1 cm |

464/12
Bias Tape Maker
(12 mm)

| | |
|--------------|-------------------|
| 1 pc./pack | 3 packs/box |
| Package Size | 17 × 7.5 × 2.6 cm |



464/18
Bias Tape Maker
(18 mm)

| | |
|--------------|-------------------|
| 1 pc./pack | 3 packs/box |
| Package Size | 17 × 7.5 × 2.6 cm |

464/25
Bias Tape Maker
(25 mm)

| | |
|--------------|-------------------|
| 1 pc./pack | 3 packs/box |
| Package Size | 17 × 7.5 × 2.6 cm |

464/50
Bias Tape Maker
(50 mm)

| | |
|--------------|-----------------|
| 1 pc./pack | 3 packs/box |
| Package Size | 17 × 7.5 × 4 cm |



Tape Makers

Fusible Bias Tape Makers

From Celtic Quilt appliqué to temporary piping tapes, this tape maker will expand the creativity of your work.

How to use:

- (1) Insert the Fusible Web (Heat Adhesive Tape) in the upper groove.
- (2) Insert bias cut fabric in the lower groove.
- (3) Pull both materials at the same time and iron.
- (4) Remove the adhesive tape and apply.



Finished tape width 9mm



4011 Fusible Bias Tape Maker (6 mm)



1 pc./pack

3 packs/box

Package Size

16 x 7 x 2.3 cm

4012 Fusible Bias Tape Maker (9 mm)



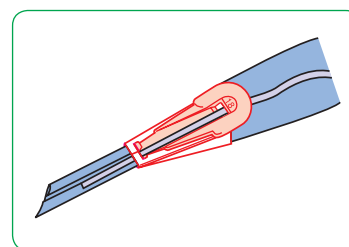
1 pc./pack

3 packs/box

Package Size

16 x 7 x 2.6 cm

By using a 5mm-wide Fusible Web with this 18mm-wide tape maker, you can make bias tapes for piping which can baste fabric.



*You can also make bias tapes without heat adhesive tapes.



4013 Fusible Bias Tape Maker (12 mm)



1 pc./pack

3 packs/box

Package Size

16 x 7 x 3.1 cm

4014 Fusible Bias Tape Maker (18 mm)



1 pc./pack

3 packs/box

Package Size

16 x 7 x 3.1 cm

4015 Fusible Bias Tape Maker (25 mm)



1 pc./pack

3 packs/box

Package Size

16 x 7 x 4.1 cm

Fusible Web

This tape is convenient for holding Celtic quilt, stained glass quilt and appliqué in place.



4041 Fusible Web (5 mm width/25 m roll)



1 pc./pack

3 packs/box

Package Size

14.5 x 11 x 0.8 cm



4042 Fusible Web (10 mm width/12 m roll)



1 pc./pack

3 packs/box

Package Size

14.5 x 11 x 1.3 cm

Release paper



The Fusible Web

The Fusible Web is a heat adhesive tape in the shape of a spider web that will keep the fabric soft and maintain its touch.

Width of the corresponding Fusible Web
6/9mm width: 5mm
12/18/25mm width: 10mm

Mini Iron & Accessories

This small, light iron is very easy to handle and can be used to press small areas.

It features a safety cover and switch on the handle to protect hands and fingers.

Comes with an iron stand



Pilot lamp

You can tell the power is on with one look.

Handy switch

It also features a dial for heat control and an on/off switch on the handle.

Small iron tip

Able to press only the necessary areas.

Thick handle

It fits into your hand comfortably for smooth craftwork.

2-step heat control

Safety cover

Protects hands and fingers coming into contact with the heated conductor.



For continental countries



For UK

Convenient not only for patchwork and quilt but also for sewing and other various handcrafts.



For Celtic quilts



For mesh work



For making appliqué



For folding seam allowance

* The Mini Iron II and related accessories can only be sold to customers living in the above-mentioned countries.

8003EU

Mini Iron II™ "The Adapter"
(EU Version)



1 set/package

3 packs/box

Package Size

38 x 13 x 3.5 cm

8004GB

Mini Iron II™ "The Adapter"
(UK Version)



1 set/package

3 packs/box

Package Size

38 x 13 x 3.5 cm

Interchangeable tips are sold separately

Mini Iron II has special interchangeable tips that can be used for Quilting, Sewing and Crafting. The Mini Iron II has four adaptable tips to be used for doll making, paper crafting and hard to reach corners.

9103



The Large Tip works well on large projects.

9104



The Ball Tip is used for Doll Making and General Crafting.

9105



The Slim Line Tip is perfect for working on seams or fabric folding projects.

9103

Adapter Iron Tip (Large)



9104

Adapter Ball Tip



9105

Adapter Slim Line Tip



1 pc./package

3 packs/box

Package Size

19 x 7 x 1 - 3.2 cm



Embroidery Stitching Tools

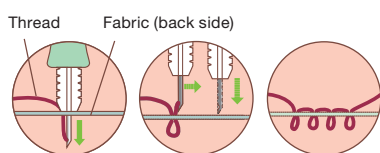
Embroider easily by simply thrusting the needle into the fabric!

Enjoy perfectly aligned stitches.



| 8800 | |
|---|-------------------|
| Embroidery Stitching Tool | |
|  | |
| 1 set/pack | 3 packs/box |
| Package Size | 18.5 × 9.5 × 2 cm |

*Package includes Embroidery Stitching Tool, one 3-ply needle and one needle threader.



Make a variety of stitches by thrusting the needles into the fabric in the same way.

Back stitch




Thrust the needle into the fabric surface.
Thrust needle in the direction of stitching.

Satin stitch



Thrust the needle into the fabric surface.
Thrust needle as if filling the surface.

Loop stitch



Thrust needle from the back of the fabric.
Thrust needle while enjoying the three-dimensional look.

Velvet-like



Thrust needle from the back of the fabric.
Cut the end of the loop with scissors.



Place the fabric with the design in an embroidery hoop and stitch with a needle as if you draw a picture.



| 8801 | |
|---|---------------------|
| Embroidery Stitching Tool Needle Refill (Single Ply Needle) | |
|  | |
| 1 pc./pack | 3 packs/box |
| Package Size | 18.5 × 5.5 × 0.8 cm |

| 8802 | |
|---|---------------------|
| Embroidery Stitching Tool Needle Refill (Needle for Medium-Fine Yarn) | |
|  | |
| 1 pc./pack | 3 packs/box |
| Package Size | 18.5 × 5.5 × 0.8 cm |

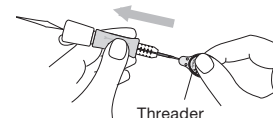
| 8803 | |
|---|---------------------|
| Embroidery Stitching Tool Needle Refill (6 Ply Needle) | |
|  | |
| 1 pc./pack | 3 packs/box |
| Package Size | 18.5 × 5.5 × 0.8 cm |

| 8804 | |
|---|---------------------|
| Embroidery Stitching Tool Needle Refill (3 Ply Needle) | |
|  | |
| 1 pc./pack | 3 packs/box |
| Package Size | 18.5 × 5.5 × 0.8 cm |



| 8810 | |
|---|---------------------|
| Embroidery Stitching Tool Needle Threader | |
|  | |
| 2 pcs./pack | 3 packs/box |
| Package Size | 20.3 × 4.5 × 0.5 cm |

Convenient threader for the Embroidery Stitching Tool.



Embroidery Stitching Tools

Perfect for Embroidery Stitching.

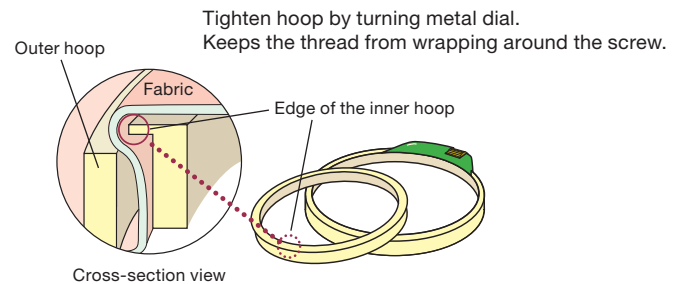
Inner hoop grips the fabric firmly, keeping it tight.



| | |
|---------------------------------------|------------------|
| 8812 | |
| Clover Embroidery Hoop (18 cm) | |
| | |
| 1 pc./pack | 3 packs/box |
| Package Size | 23 x 19 x 1.6 cm |
| 8813 | |
| Clover Embroidery Hoop (12 cm) | |
| | |
| 1 pc./pack | 3 packs/box |
| Package Size | 22 x 13 x 1.4 cm |



The Clover Embroidery Hoop consists of an inner and outer hoop.



"Kantan Couture" Bead Embroidery Tools



This old art of embroidery using a fine hook on a fine cloth stretched in frame is called "Tambour", reborn with Clover's "Kantan Couture" Bead Embroidery Tool.

Basic techniques with this tool can create beautiful motifs using sequins and beads. Embellish/Design and make it your own. Your imagination possibilities are endless.



| | |
|--|-------------------|
| 9900 | |
| "Kantan Couture" Bead Embroidery Tool | |
| | |
| 1 set/pack | 3 packs/box |
| Package Size | 22 x 6.5 x 2.2 cm |
| | |

Beads and sequins are easily applied. Chain-stitching is a breeze.



| | |
|--|-----------------|
| 9901 | |
| "Kantan Couture" Bead Embroidery Tool Needle Refill | |
| | |
| 1 pc./pack | 6 packs/box |
| Package Size | 14 x 6 x 0.2 cm |

Replacement needle exclusively for Bead Embroidery Tool. Easy replacement with a screw on the handle.



Swift Bead

Quick beading needles.

Quickly string your beads with the Swift Bead.
Great to use for crochet and knitting with beads.
Add beaded fringe to your projects, and embellish with beads.



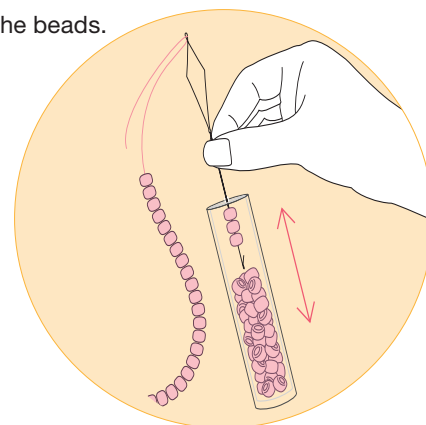
| | |
|--------------|-----------------|
| 2300 | |
| Swift Bead | |
| | |
| 2 pc./pack | 3 packs/box |
| Package Size | 15 x 5 x 0.2 cm |

- Needle length: 75 mm
- Suitable beads: 15/0 - 11/0
- *Round beads, cylinder beads, etc.

How to use

*Loose beads should be put in a long, narrow container.

1. Put a string through the needle.
2. Move the needle up and down.
3. Pull string through the beads.




Stitch Dome

For easy and speedy embroidery and hemstitching!



| | |
|--------------|-------------------|
| 8830 | |
| Stitch Dome | |
| | |
| 1 set/pack | 3 packs/box |
| Package Size | 14 x 8.8 x 2.1 cm |

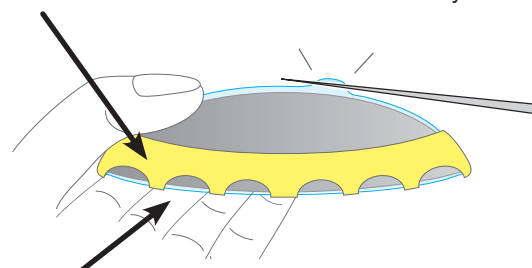
- Stitch dome x 1
- Rubber x 1



Diameter: approx. 86 mm Height: approx. 17 mm

The secret to its ease of use

The elastic band holds the fabric securely



The dome protects your hands from needles

How to use



1. Place the Stitch Dome under the fabric.



2. Fix the fabric with the elastic band, work on your embroidery or hemstitching using the surface of the Stitch Dome.

Embroidery



Appliqué



Sewing



**"Wonder Clips" is not included in the set.


“QUICK” Yo-Yo Makers

Quick and easy Yo-Yo Maker templates!

“QUICK” Yo-Yo Makers allow you to make evenly spaced stitches to create beautiful gathers. Fold the seam allowance, rounding off to make a nicely shaped yo-yo.




Place the fabric between the plates and cut off the seam allowance leaving 3-5mm.



Stitch following the holes in the plates.



Remove the plates and gather the thread.



Gather tightly, knot the end and hide it by placing it inside.



Round off to a nice shape and voila!



| 8702 | |
|-----------------------------------|-------------|
| “QUICK” Yo-Yo Maker (Extra Small) | |
| | |
| 1 set/pack | 3 packs/box |
| Package Size 22 × 10.5 × 1 cm | |



Finished size:
Approx. 20 mm



| 8700 | |
|-------------------------------|-------------|
| “QUICK” Yo-Yo Maker (Small) | |
| | |
| 1 set/pack | 3 packs/box |
| Package Size 22 × 10.5 × 1 cm | |



Finished size:
Approx. 30 mm



| 8701 | |
|-----------------------------|-------------|
| “QUICK” Yo-Yo Maker (Large) | |
| | |
| 1 set/pack | 3 packs/box |
| Package Size 22 × 12 × 1 cm | |



Finished size:
Approx. 45 mm




| 8703 | |
|-----------------------------------|-------------|
| “QUICK” Yo-Yo Maker (Extra Large) | |
| | |
| 1 set/pack | 3 packs/box |
| Package Size 22 × 14.5 × 1 cm | |



Finished size:
Approx. 60 mm



| 8708 | |
|-------------------------------|-------------|
| “QUICK” Yo-Yo Maker (Jumbo) | |
| | |
| 1 set/pack | 3 packs/box |
| Package Size 23 × 19 × 1.5 cm | |

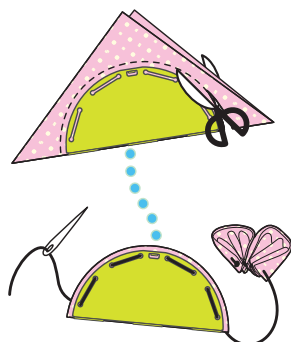


Finished size:
Approx. 90 mm

Kanzashi Flower Makers

Simply set, cut and sew to create beautiful Kanzashi Flowers!

Kanzashi is a traditional Japanese art form of folding and stitching fabric petals for use in beautiful hair adornments.



Finished size:
Approx. 50 mm



Finished size:
Approx. 75 mm

8484

**Kanzashi Flower Maker
(Gathered Petal/Small Size)**



0 51221 55484 1

1 pc./pack

3 packs/box

Package Size

22 x 10.2 x 0.7 cm

8485

**Kanzashi Flower Maker
(Gathered Petal/Large Size)**



0 51221 55485 8

1 pc./pack

3 packs/box

Package Size

22 x 11.2 x 0.7 cm



Finished size:
Approx. 75 mm

8483

**Kanzashi Flower Maker
(Pointed Petal/Large Size)**



0 51221 55483 4

1 pc./pack

3 packs/box

Package Size

22 x 11.2 x 0.7 cm



Finished size:
Approx. 50 mm

8486

**Kanzashi Flower Maker
(Orchid Petal/Small Size)**



0 51221 78486 6

1 pc./pack

3 packs/box

Package Size

22 x 10.2 x 0.7 cm



Finished size:
Approx. 75 mm

8487

**Kanzashi Flower Maker
(Orchid Petal/Large Size)**



0 51221 78487 3

1 pc./pack

3 packs/box

Package Size

22 x 11.2 x 0.7 cm



Wonder Knitter

The sweet old spool knitting has come back in a cute design!

The Wonder Knitter is extremely easy to use and you'll never get tired of knitting!

The rotating disk makes knitting easy and fast. A variety of materials can be used, such as beads and nylon string.



| | |
|-----------------|--------------------|
| 3101 | |
| Wonder Knitter™ | |
| | |
| 1 set/pack | 3 packs/box |
| Package Size | 22 x 12.4 x 5.5 cm |



The secret of easy knitting is the rotating disc

Turn the disc and the thread will automatically come into place. No need to adjust thread position and tension for easy knitting.



- Contents**
- Main body: 1 pc.
 - Crochet Hook: 1 pc.
 - 3-peg Head: 1 pc.
 - 6-peg Head: 1 pc.



Pick up lower stitch.



Hook over upper yarn onto pin.



Rotate disk and continue.

Change the disc with just one touch!

Use 3 pins to knit a thin cord and 6 pins to knit a thick cord. Knit cords of two different sizes by changing the disc. Easy and quick knitting!

French Knitter

Create dazzling accessories with beads on nylon, yarns, and embroidery threads.



| | |
|--|--------------------|
| 3100 | |
| French Knitter —Bead Jewelry Maker— | |
| | |
| 1 set/pack | 3 packs/box |
| Package Size | 22 x 12.5 x 3.8 cm |

- Contents**
- Main body: 1 pc.
 - Crochet Hook: 1 pc.
 - 4-peg Head: 1 pc.
 - 5-peg Head: 1 pc.
 - 6-peg Head: 1 pc.



3 interchangeable heads included




Flower Loom

Setting a frame on the loom base and mending a thread with the pin are all you need to do make a flower motif!

Enjoy making a variety of motifs through many different frames, combinations and ways of binding and mending!



| | |
|--------------|----------------|
| 3146 | |
| Flower Loom | |
| | |
| 1 set/pack | 3 packs/box |
| Package Size | 22 x 13 x 5 cm |



1. Set the loom on the base.



2. Wind the yarn around the pegs in a criss-cross fashion.



3. Weave the yarn around each petal to make the center.



4.



Connect motifs to make a bag!




Accentuate your needlework with a corsage!

Bracelet Maker

Make decorative bracelets by knotting and weaving threads.

Create 8 different bracelet styles with a variety of decorative yarns, threads and beads.





| | |
|----------------|------------------|
| 9943 | |
| Bracelet Maker | |
| | |
| 1 set/pack | 3 packs/box |
| Package Size | 26 x 6.4x 3.4 cm |

You can make your favorite bracelet combining the techniques you choose for each of Part-A and B.





Enjoy 8 creative style variations.



Knotting


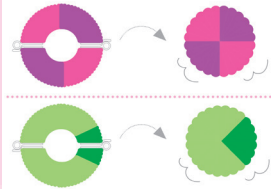
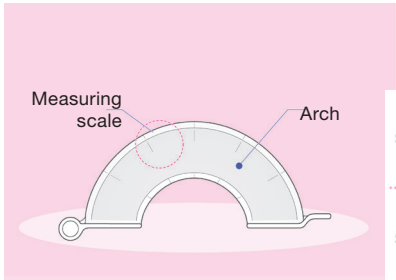
Weaving



Pom-Pom Makers

Beautiful Pom-Poms Made Easy!

The measuring scale on the arch makes it easy to create multi-colored pom-pom.



1. Wind the yarn.



2. Cut the yarn.



3. Tie with thread.



4. Open one arch at a time.



5. Remove Pom-Pom Maker.



6. Trim loose ends to shape.



3129

Pom-Pom Maker Set



0 51221 73129 7

4 pcs./pack

3 packs/box

Package Size

22 × 13 × 3.7 cm

Includes 4 Pom-Pom Makers in different sizes with new specifications!
Finished size: Approx. 35/45/65/85 mm in diameter



3124

Pom-Pom Maker (Small)



0 51221 35679 7

2 pcs./pack

3 packs/box

Package Size

16.5 × 8 × 3.2 cm

Finished size: Approx. 35 / 45 mm in diameter



3126

Pom-Pom Maker (Large)



0 51221 35680 3

2 pcs./pack

3 packs/box

Package Size

22 × 10.5 × 3.5 cm

Finished size: Approx. 65 / 85 mm in diameter





Pom-Pom Makers



3127

Pom-Pom Maker (Extra Small)

2 pcs./pack

3 packs/box

Package Size

16.5 × 7 × 2.5 cm



Finished size:
Approx. 20 mm
in diameter



Finished size:
Approx. 25 mm
in diameter



3128

Pom-Pom Maker (Extra Large)

1 pc./pack

3 packs/box

Package Size

22 × 14 × 5.5 cm





Finished size:
Approx. 115 mm in
diameter

Tassel Makers



How to use



Create tassels with your favorite threads!
Easily make tassels with embroidery thread, woolen yarns and others.



9940


Tassel Maker (Small)

1 pc./pack

3 packs/box

Package Size

22 × 14.5 × 2 cm



9941

Tassel Maker (Large)

1 pc./pack

3 packs/box

Package Size

22 × 16 × 2 cm

Hair Pin Lace Tool

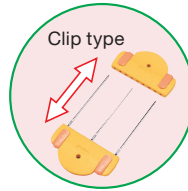
Easily braid scarves, chokers, stoles, and so on.

Change blade width with the pin position.

As the ends clip on and off:


You can quickly make long braids without any interruption.

“Hair Pin Lace” is a traditional interwoven braid that can be made using a basic technique known as “single crochet”.
Make braid widths: 2 - 8 cm.
You can set every 1 cm.

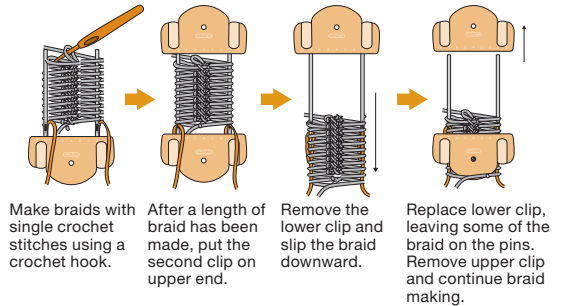


With 3 pins:

Set a third pin in the middle for an even more beautiful braid.
As there are holes in the pin, you can pass other threads through the braid while braiding.
This lace tool can even be used for a variety of purposes, including connecting braids and make gathers.



How to use:



| | |
|--------------------|------------------|
| 3104 | |
| Hair Pin Lace Tool | |
| | |
| 1 set/pack | 3 packs/box |
| Package Size | 22 × 15 × 1.8 cm |

Needle Felting Tools



| | |
|-------------------------------|-------------------|
| 8901 | |
| Pen Style Needle Felting Tool | |
| | |
| 1 set/pack | 3 packs/box |
| Package Size | 22 × 9.5 × 3.5 cm |

Fine Weight Needle
Size 40/Triangle x 3 pcs.

For small and delicate felt projects using 1, 2 or 3 needles.

- 3 needles For a quick finish
- 2 needles For creating lines and outlines
- 1 needle For delicate work



| | |
|---------------------|-------------------|
| 8900 | |
| Needle Felting Tool | |
| | |
| 1 set/pack | 3 packs/box |
| Package Size | 22 × 9.5 × 3.5 cm |

Fine Weight Needle
Size 40/Triangle x 5 pcs.

No thread or glue needed!
Clover's Needle Felting Tool has five barbed needles that catches the wool roving fibers and pushes them into the bottom of the fabric. The wool roving fibers stay permanently without using glue or sewing it. The tool comes with a clear lock cover for safety and storage.



| | |
|--|--|
| 8905 | |
| Needle Felting Tool Refill Needle (Fine Weight Needle) | |
| | |

| | |
|---|--|
| 8906 | |
| Needle Felting Tool Refill Needle (Heavy Weight Needle) | |
| | |

| | |
|--------------|---------------|
| 5 pcs./pack | 3 packs/box |
| Package Size | 22 × 6 × 1 cm |



Replacement needle for Needle Felting Tool and Pen Style Needle Felting Tool.




Needle Felting Tools

The brush-like mat enables smooth punching with little resistance, and allows the fibers of the appliqué to become well meshed with the basic fabric.



8910
7 × 9 cm

| 8910 | |
|----------------------------|----------------|
| Needle Felting Mat (Small) | |
| | |
| 1 pc./pack | 3 packs/box |
| Package Size | 23 × 14 × 6 cm |



8911
8 × 13 cm

| 8911 | |
|----------------------------|--------------------|
| Needle Felting Mat (Large) | |
| | |
| 1 pc./pack | 3 packs/box |
| Package Size | 24.8 × 14.5 × 6 cm |



| 8919 | |
|----------------------|-------------------|
| Claw and Mat Cleaner | |
| | |
| 1 pc./pack | 3 packs/box |
| Package Size | 22 × 9.5 × 3.5 cm |



Holds small motifs in the desired position.



Blends wool roving colours together.



Cleans out fibers to the roots of the Needle Felting Mat.

Natural Wool Rovings




100% Wool
Net: approx. 20g

| 7920-7939 | |
|---------------------|------------------|
| Natural Wool Roving | |
| 1 pc./pack | 3 packs/box |
| Package Size | 18 × 14 × 5.5 cm |

For Needle Felting, Pom-Pom Makers and other yarn crafts.

| | | | | | |
|--|---------------------------|--|--|---------------------------|--|
| | 7920 Off White | | | 7929 Gold | |
| | 7921 Lime Green | | | 7931 Brown | |
| | 7922 Moss Green | | | 7932 Black | |
| | 7923 Blue | | | 7933 Ash | |
| | 7926 Pink | | | 7935 Caramel | |
| | 7927 Red | | | 7939 Light Blue | |

Tatting Shuttles



479
Tatting Shuttle

| | |
|--------------|---------------------|
| 2 pcs./pack | 3 packs/box |
| Package Size | 15.5 x 7.5 x 1.3 cm |

* Assorted 2 pcs. from these 5 colours.



8107
Spare Bobbin Set (White)

8108
Spare Bobbin Set (Brown)

| | |
|--------------|---------------------|
| 1 set/pack | 3 packs/box |
| Package Size | 18.5 x 8.0 x 1.5 cm |

Spare Bobbin sets are for exclusive use with Bobbin Tatting Shuttles.

This case can store a set of tatting shuttles and bobbins.

This case can store tatting shuttles including L size.



8109
Storage Case for Bobbin Tatting Shuttle

| | |
|--------------|------------------|
| 1 set/pack | 3 packs/box |
| Package Size | 21 x 11 x 3.2 cm |



8110
Storage Case for Tatting Shuttle

| | |
|--------------|------------------|
| 1 set/pack | 3 packs/box |
| Package Size | 21 x 11 x 3.2 cm |

Picot Gauge Set

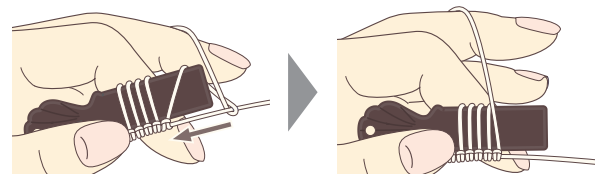


- A set of 7 (1/2/3/5/7/10/13mm)
- Consecutive picots can be made easily.
- As the gauges have no sharp corners, picots can be beautifully finished with round edges.



How to make consecutive picots:

Place the thread on the left hand in front of the gauge and make knit stitches. Pull it to the bottom of the gauge and slide it to the previous stitches: then make purl stitches.



8104
Picot Gauge Set






| | |
|--------------|--------------------|
| 7 pcs./pack | 3 packs/box |
| Package Size | 18.5 x 11 x 0.5 cm |




Mini Weaving Looms


Simple and Easy!


Easily create woven motifs.
Many varieties of motifs result from different warp settings and yarn selections!




Finished size:
Approx. 12 cm sq.




| 3176 | |
|---|----------------------|
| Mini Weaving Loom (Single) | |
|  | |
| 1 set/pack | 3 packs/box |
| Package Size | 25.7 x 16.5 x 3.7 cm |



Finished size:
Approx. 25 cm width, 12 cm length



| 3177 | |
|---|----------------------|
| Mini Weaving Loom (Double) | |
|  | |
| 1 set/pack | 3 packs/box |
| Package Size | 25.7 x 16.5 x 3.7 cm |

Beading Loom

Enjoy making a variety of beaded art of many different sizes!

Beading made simple.

Perfectly assembled and gentle on even the most intricate projects. The sophisticated thread holder keeps the warp threads precisely in place and makes beading easy for beginners as well.




| | |
|---------------------|----------------|
| 9910 | |
| Clover Beading Loom | |
| | |
| 1 set/box | |
| Package Size | 30 x 12 x 8 cm |

* Package does not include beads or thread.


Weave wonderful accessories with this easy-to-use loom!



Shortest position



Longest position



* Wind woven piece onto winding beam to create even longer works.

Stopper for preventing the warp threads coming undone.

Round beads (11/0) and small round beads can be used with this loom.

You can create different warp threads to match two different bead sizes.

Thread holder for fixing the warp threads in place

With a comb to align and straighten warp threads!

Easily and accurately adjust the thread length in units of 1cm depending on the size of each work.

- Create beautiful beaded artwork by weaving the ends of threads in with the beads for clean ends.
- You can bead up to 1.3m by winding the woven works onto the winding beam.
- Easily wind the beadwork horizontally with the outer dial.

Create everything from accessories to embellishments.

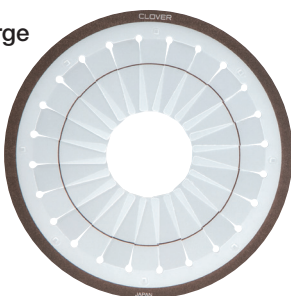






Rosette Makers

*It is so easy to create beautiful Rosettes!
The parts set included will enable you to create a Rosette.*

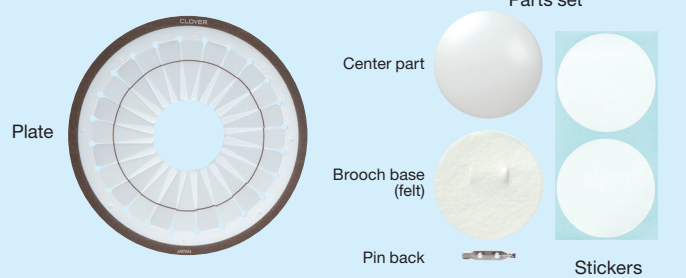
Large



| | | Large maker | |
|-------------------------|--------|---|---|
| Finished size (approx.) | |  8 cm |  9 cm |
| Ribbon | Width | 24 mm | 36 mm |
| | Length | 90 cm | 110 cm |



Contents



8431

Rosette Maker(Large)



1 set/pack

3 packs/box

Package Size

22 x 14.5 x 1.1 cm

Parts set for the Rosette Maker(sold separately).



Contents



8432

Rosette Parts Set(Small)



1 set/pack


3 packs/box

Package Size

18 x 8 x 0.9 cm



Contents



8433

Rosette Parts Set(Large)



1 set/pack

3 packs/box

Package Size

19 x 8 x 1.1 cm



Memo



Index

| | | |
|--|----------------|----|
| 5-in-1 Sliding Gauge | 9506 | 51 |
| A Adapter Ball Tip | 9104 | 73 |
| Adapter Iron Tip (Large) | 9103 | 73 |
| Adapter Slim Line Tip | 9105 | 73 |
| Adjustable Ring Thimble | 610 | 39 |
| Adjustable Ring Thimble with Plate | 611 | 39 |
| Air Erasable Marker | 5030-5032 | 43 |
| Amour Crochet Hook | 1043-1059 | 18 |
| Amour Crochet Hook | 1220-1226 | 19 |
| Amour Crochet Hook Set | 3674 | 18 |
| Amour Crochet Hook Set | 3675 | 19 |
| Antique Yarn Threader | 3114 | 22 |
| Appliqué Pins | 231 | 38 |
| B Ball Point Awl | 876 | 42 |
| Bamboo Knitting Needles "Takumi" | 3011-3998 | 4 |
| Bamboo Knitting Repair Hooks | 3009 | 30 |
| Bamboo Marking Pins | 3143 | 22 |
| Beading Needles | 233 | 35 |
| Bias Tape Cutting Ruler (mm Gauge) | 57-924 | 71 |
| Bias Tape Maker | 464 | 71 |
| Black Gold Needles | 4960-4983 | 32 |
| Bodkin (2 Types) | 4001 | 58 |
| Bracelet Maker | 9943 | 80 |
| Buttonhole Cutter | 484/W | 41 |
| C Cable Stitch Holders | 330 | 24 |
| Cable Stitch Holders (U-Shaped) | 341 | 24 |
| Chaco Liner | 469 | 46 |
| Chaco Liner Pen Style | 4710-4714 | 45 |
| Chaco Liner Refill | 470 | 46 |
| Chacopel Fine | 418 | 44 |
| Chacopen Blue with Eraser (Water Erasable) | 5013 | 43 |
| Circular Stitch Holder | 3161/3162 | 25 |
| Claw and Mat Cleaner | 8919 | 84 |
| Clip 'n Glide Bodkin | 9582 | 58 |
| Clover Beading Loom | 9910 | 87 |
| Clover Embroidery Hoop | 8812/8813 | 75 |
| Clover Yarn Threader | 3142 | 22 |
| Coil Knitting Needle Holders | 3122/3123 | 29 |
| Coin Thimble (Medium) | 6014 | 39 |
| Curve Ruler with Mini Ruler | 7704 | 50 |
| Curved Tailor's Awl | 4880 | 42 |
| D Darning Needle Set | 339 | 21 |
| Darning Needle Set (Bent Tip) | 3121 | 21 |
| Darning Needles with Latch Hook Eye | 3160 | 21 |
| Desk Needle Threader | 4071-4073 | 54 |
| Design Pro Appliqué Mat | 4095 | 59 |
| Dome Threaded Needle Case | 625 | 57 |
| Double Ended Tunisian Crochet Hook | 1305/G-1308/U | 20 |
| Double Needle Threader | 462/NV | 55 |
| Double Sided Basting Tape | 9505 | 59 |
| Double Sided Thimble | 616 | 39 |
| Double Tracing Wheel | 487/W | 41 |
| Double-Ended Stitch Holders | 351/352/3006 | 25 |
| E Easy Loop Turner | 472 | 59 |
| Embroidery Stitching Tool | 8800 | 74 |
| Embroidery Stitching Tool Needle Refill | 8801-8804 | 74 |
| Embroidery Stitching Tool Needle Threader | 8810 | 74 |
| Embroidery Threader | 8611 | 55 |
| Eraser Pen | 518 | 43 |
| F Finger Presser | 495 | 49 |
| Flexible Rubber Thimbles | 6031/6032 | 40 |
| Flower Head Pins | 2505/2506/2510 | 37 |
| Flower Loom | 3146 | 80 |
| Fork Blocking Pins | 3163 | 22 |
| Fork Pins | 240/2401 | 38 |
| French Knitter —Bead Jewelry Maker— | 3100 | 79 |
| Fusible Bias Tape Maker | 4011-4015 | 72 |
| Fusible Web | 4041/4042 | 72 |
| G Gold Eye Appliqué Needles | 497 | 33 |
| Gold Eye Chenille Needles | 234 | 34 |
| Gold Eye Embroidery Needles | 235 | 34 |
| Gold Eye Milliners Needles | 236 | 35 |
| Gold Eye Quilting Needles Between | 496 | 33 |
| Gold Eye Sharps Needles | 237/10 | 35 |
| Gold Eye Tapestry Needles | 238, 238/24 | 34 |
| Graph Ruler | 7702/7703 | 50 |
| H Hair Pin Lace Tool | 3104 | 83 |
| Heart-Shaped Pins | 9604 | 37 |
| "HERA"™ Marker | 490/NV | 49 |
| "HERA"™ Marker For Appliqué & Sewing | 4002 | 49 |
| Hold It Precision Stiletto | 7807 | 61 |
| Hot Hemmer | 7700/7701 | 53 |
| Huck Embroidery Needles | 2012 | 34 |
| I Iron-On Transfer Pencil | 5004/5005 | 44 |
| J Jumbo Cable Stitch Holder Set "U" | 3008 | 24 |
| Jumbo Darning Needle Set | 340 | 21 |
| Jumbo Locking Stitch Markers | 3109 | 27 |

| | | |
|---|-----------|----|
| Jumbo Point Protectors | 3110/3112 | 28 |
| Jumbo Stitch Ring Markers | 354 | 26 |
| Jumbo Wonder Clips | 3157/3186 | 66 |
| K "Kantan Couture Bead" Embroidery Tool | 9900 | 75 |
| "Kantan Couture" Bead Embroidery Tool Needle Refill | 9901 | 75 |
| Kanzashi Flower Maker | 8483-8487 | 78 |
| Knitting Accessory Set | 3003 | 24 |
| Knitting Accessory Set for Beginners | 3034 | 27 |
| Knitting Bobbin Set | 332 | 24 |
| Knitting Counter | 336 | 23 |
| Knitting Needle Gauge | 3147 | 29 |
| Knitting Needle Tube Case | 3120 | 28 |
| Knitting Register | 328 | 23 |
| L Lace Darning Needle Set | 3168 | 21 |
| Locking Stitch Markers | 353 | 27 |
| Locking Stitch Markers with Clip | 3165 | 27 |
| Loop Pressing Bars | 4052 | 59 |
| M Magnet Pin Caddy | 4105 | 57 |
| Marbled Glass Head Pins | 2511 | 37 |
| Marking Pins for Knitting | 325 | 22 |
| Mesh Transfer Canvas | 474 | 59 |
| Mini Iron II™ "The Adapters" | 8003/8004 | 73 |
| Mini Knitting Counter | 3118 | 23 |
| Mini Weaving Loom | 3176/3177 | 86 |
| Mini Wonder Clips | 3188/3189 | 64 |
| N Natural Fit Leather Thimbles | 6028-6030 | 39 |
| Natural Wool Roving | 7920-7939 | 84 |
| Needle Felting Mat | 8910/8911 | 84 |
| Needle Felting Tool | 8900 | 83 |
| Needle Felting Tool Refill Needle | 8905/8906 | 83 |
| No-Hassle Triangles Gauge | 9579 | 60 |
| O Open Sided Thimble | 6017/6018 | 40 |
| P Patchwork Board "MULTI" | 57-872 | 61 |
| Patchwork Pins | 232 | 38 |
| Patchwork Pins (Fine) | 2507 | 38 |
| Patchwork Scissors | 493 | 68 |
| Patchwork Templates | 494 | 60 |
| Pattern Chart Marker Set | 3164 | 23 |
| Pen Style Needle Felting Tool | 8901 | 83 |
| Picot Gauge Set | 8104 | 85 |
| Point 2 Point Turner | 7803 | 61 |
| Point Protectors | 333 | 28 |
| Point Protectors and Stopper | 3140 | 28 |
| Point Protectors for Circular Knitting Needles | 3004/3005 | 28 |
| Point Protectors Petit | 3141 | 28 |
| Pom-Pom Maker | 3124-3128 | 81 |
| Pom-Pom Maker Set | 3129 | 81 |
| Protect and Grip Thimble | 6025-6027 | 40 |
| Q QUICK BIAS | 700 | 60 |
| "Quick Cut" Thread Cutter | 7490 | 56 |
| Quick Locking Stitch Marker Set | 3033 | 27 |
| Quick Locking Stitch Markers | 3030-3032 | 27 |
| "QUICK" Yo-Yo Maker | 8700-8708 | 77 |
| Quilt Needle Threader | 466 | 55 |
| Quilting Needles | 468 | 33 |
| Quilting Pins | 2508 | 38 |
| Quilting Pins (Fine) | 2509 | 38 |
| R Refill Cartridge for Chaco Liner Pen Style | 4720-4724 | 45 |
| Roll & Press | 7812 | 48 |
| Rosette Maker | 8431 | 88 |
| Rosette Parts Set | 8432/8433 | 88 |
| Rotary Blade Refills | 7508-7515 | 70 |
| Rotary Cutter | 7500-7503 | 69 |
| S Sashiko Needles | 2007 | 35 |
| Sashiko Needles (Long Type) | 2009 | 35 |
| Seam Marker Set | 7707 | 52 |
| Seam Ripper | 463,482/W | 42 |
| Self Threading Needles (Assorted) | 2006 | 33 |
| Sewing Gauge | 7705 | 51 |
| Slash Cutter | 499 | 67 |
| Sliding Gauge | 7706 | 51 |
| Sliding Stitch Guide Foot | 7709/9586 | 63 |
| Snag Repair Needles | 2512 | 36 |
| Soft Jumbo Stitch Ring Markers | 3108 | 26 |
| Soft Stitch Ring Markers | 3107 | 26 |
| Soft Touch Crochet Hook | 1001-1010 | 16 |
| Soft Touch Crochet Hook | 1020-1027 | 16 |
| Soft Touch Thread Pick | 4910 | 59 |
| Spare Bobbin Set | 8107/8108 | 85 |
| Split Ring Markers | 347 | 26 |
| Stack 'n Store Bobbin Tower | 9508 | 63 |
| Stitch Dome | 8830 | 76 |
| Stitch Guide | 7708/9584 | 62 |
| Stitch Markers Triangle | 3148-3150 | 26 |
| Stitch Ring Markers | 329 | 26 |
| Storage Case for Bobbin Tatting Shuttle | 8109 | 85 |
| Storage Case for Tatting Shuttle | 8110 | 85 |

| | | |
|---------------------------------------|----------------|----|
| S Straight Tailor's Awl | 485/W | 42 |
| Super Jumbo Tapestry Needle Set | 3113 | 21 |
| Supersize 5-in-1 Sliding Gauge | 9585 | 52 |
| Swatch Ruler and Needle Gauge | 3200 | 29 |
| Sweet 'n Sharp Macaron | 4130/4131 | 58 |
| Swift Bead | 2300 | 76 |
| T Tapered Tailor's Awl | 486/W | 42 |
| Tassel Maker | 9940/9941 | 82 |
| Tatting Shuttle | 479 | 85 |
| Thread Clipper "KUROHA" | 415 | 56 |
| Thread Cutter Pendant | 454/455 | 56 |
| Threader with Cutter "PETIT CUT" | 478 | 55 |
| Tracing Paper "Clover Chacopy" | 434 | 46 |
| Tracing Wheel (Blunt Edges) | 481/W | 41 |
| Tracing Wheel (Serrated Edges) | 480/W | 41 |
| Triangle Tailor's Chalk | 432 | 46 |
| W Water Erasable Marker | 515/516 | 43 |
| Water Soluble Pencil | 5000-5003 | 44 |
| White Marking Pen (Fine) | 517 | 43 |
| Wonder Clips (10 pcs.) | 3155/3180/3185 | 65 |
| Wonder Clips (100 pcs.) | 3159 | 66 |
| Wonder Clips (50 pcs.) | 3156/3183 | 65 |
| Wonder Clips <Variety Pack> (26 pcs.) | 3190 | 66 |
| Wonder Knitter™ | 3101 | 79 |
| Wonder Pins | 3210 | 36 |
| Y Yarn Cutter Pendant | 3105/3106 | 23 |
| Yarn Guide | 348/349 | 23 |

Index

| | | | | | | | | |
|---------------|--|----|-----------|--|----|-----------|---|----|
| 1001-1010 | Soft Touch Crochet Hook | 16 | 348/349 | Yarn Guide | 23 | 8109 | Storage Case for Bobbin Tatting Shuttle | 85 |
| 1020-1027 | Soft Touch Crochet Hook | 16 | 351/352 | Double-Ended Stitch Holders | 25 | 8110 | Storage Case for Tatting Shuttle | 85 |
| 1043-1059 | Amour Crochet Hook | 18 | 353 | Locking Stitch Markers | 27 | 8431 | Rosette Maker | 88 |
| 1220-1226 | Amour Crochet Hook | 19 | 354 | Jumbo Stitch Ring Markers | 26 | 8432/8433 | Rosette Parts Set | 88 |
| 1305/G-1308/U | Double Ended Tunisian Crochet Hook | 20 | 3674 | Amour Crochet Hook Set | 18 | 8483-8487 | Kanzashi Flower Maker | 78 |
| 2006 | Self Threading Needles (Assorted) | 33 | 3675 | Amour Crochet Hook Set | 19 | 8611 | Embroidery Threader | 55 |
| 2007 | Sashiko Needles | 35 | 4001 | Bodkin (2 Types) | 58 | 8700-8708 | "QUICK" Yo-Yo Maker | 77 |
| 2009 | Sashiko Needles (Long Type) | 35 | 4002 | "HERA"™ Marker For Appliqué & Sewing | 49 | 876 | Ball Point Awl | 42 |
| 2012 | Huck Embroidery Needles | 34 | 4011-4015 | Fusible Bias Tape Maker | 72 | 8800 | Embroidery Stitching Tool | 74 |
| 2300 | Swift Bead | 76 | 4041/4042 | Fusible Web | 72 | 8801-8804 | Embroidery Stitching Tool Needle Refill | 74 |
| 231 | Appliqué Pins | 38 | 4052 | Loop Pressing Bars | 59 | 8810 | Embroidery Stitching Tool Needle Threader | 74 |
| 232 | Patchwork Pins | 38 | 4071-4073 | Desk Needle Threader | 54 | 8812/8813 | Clover Embroidery Hoop | 75 |
| 233 | Beading Needles | 35 | 4095 | Design Pro Appliqué Mat | 59 | 8830 | Stitch Dome | 76 |
| 234 | Gold Eye Chenille Needles | 34 | 4105 | Magnet Pin Caddy | 57 | 8900 | Needle Felting Tool | 83 |
| 235 | Gold Eye Embroidery Needles | 34 | 415 | Thread Clipper "KUROHA" | 56 | 8901 | Pen Style Needle Felting Tool | 83 |
| 236 | Gold Eye Milliners Needles | 35 | 418 | Chacopel Fine | 44 | 8905/8906 | Needle Felting Tool Refill Needle | 83 |
| 237/10 | Gold Eye Sharps Needles | 35 | 4130/4131 | Sweet 'n Sharp Macaron | 58 | 8910/8911 | Needle Felting Mat | 84 |
| 238, 238/24 | Gold Eye Tapestry Needles | 34 | 432 | Triangle Tailor's Chalk | 46 | 8919 | Claw and Mat Cleaner | 84 |
| 240/2401 | Fork Pins | 38 | 434 | Tracing Paper "Clover Chacopy" | 46 | 9103 | Adapter Iron Tip (Large) | 73 |
| 2505 | Flower Head Pins 0.55 mm | 37 | 454/455 | Thread Cutter Pendant | 56 | 9104 | Adapter Ball Tip | 73 |
| 2506 | Flower Head Pins (Boxed) | 37 | 462/NV | Double Needle Threader | 55 | 9105 | Adapter Slim Line Tip | 73 |
| 2507 | Patchwork Pins (Fine) | 38 | 463 | Seam Ripper | 42 | 9505 | Double Sided Basting Tape | 59 |
| 2508 | Quilting Pins | 38 | 464 | Bias Tape Maker | 71 | 9506 | 5-in-1 Sliding Gauge | 51 |
| 2509 | Quilting Pins (Fine) | 38 | 466 | Quilt Needle Threader | 55 | 9508 | Stack 'n Store Bobbin Tower | 63 |
| 2510 | Flower Head Pins 0.45 mm | 37 | 468 | Quilting Needles | 33 | 9579 | No-Hassle Triangles Gauge | 60 |
| 2511 | Marbled Glass Head Pins | 37 | 469 | Chaco Liner | 46 | 9582 | Clip 'n Glide Bodkin | 58 |
| 2512 | Snag Repair Needles | 36 | 470 | Chaco Liner Refill | 46 | 9584 | Stitch Guide | 62 |
| 3003 | Knitting Accessory Set | 24 | 4710-4714 | Chaco Liner Pen Style | 45 | 9585 | Supersize 5-in-1 Sliding Gauge | 52 |
| 3004/3005 | Point Protectors for Circular Knitting Needles | 28 | 4720-4724 | Refill Cartridge for Chaco Liner Pen Style | 45 | 9586 | Sliding Stitch Guide Foot | 63 |
| 3006 | Double-Ended Stitch Holders (Medium) | 25 | 472 | Easy Loop Turner | 59 | 9604 | Heart-Shaped Pins | 37 |
| 3008 | Jumbo Cable Stitch Holder Set "U" | 24 | 474 | Mesh Transfer Canvas | 59 | 9900 | "Kantan Couture" Bead Embroidery Tool | 75 |
| 3009 | Bamboo Knitting Repair Hooks | 30 | 478 | Threader with Cutter "PETIT CUT" | 55 | 9901 | "Kantan Couture" Bead Embroidery Tool Needle Refill | 75 |
| 3011-3998 | Bamboo Knitting Needles "Takumi"™ | 4 | 479 | Tatting Shuttle | 85 | 9910 | Clover Beading Loom | 87 |
| 3030-3032 | Quick Locking Stitch Markers | 27 | 480/W | Tracing Wheel (Serrated Edges) | 41 | 9940/9941 | Tassel Maker | 82 |
| 3033 | Quick Locking Stitch Marker Set | 27 | 481/W | Tracing Wheel (Blunt Edges) | 41 | 9943 | Bracelet Maker | 80 |
| 3034 | Knitting Accessory Set for Beginners | 27 | 482/W | Seam Ripper | 42 | | | |
| 3100 | French Knitter —Bead Jewelry Maker— | 79 | 484/W | Buttonhole Cutter | 41 | | | |
| 3101 | Wonder Knitter™ | 79 | 485/W | Straight Tailor's Awl | 42 | | | |
| 3104 | Hair Pin Lace Tool | 83 | 486/W | Tapered Tailor's Awl | 42 | | | |
| 3105/3106 | Yarn Cutter Pendant | 23 | 487/W | Double Tracing Wheel | 41 | | | |
| 3107 | Soft Stitch Ring Markers | 26 | 4880 | Curved Tailor's Awl | 42 | | | |
| 3108 | Soft Jumbo Stitch Ring Markers | 26 | 490/NV | "HERA"™ Marker | 49 | | | |
| 3109 | Jumbo Locking Stitch Markers | 27 | 4910 | Soft Touch Thread Pick | 59 | | | |
| 3110/3112 | Jumbo Point Protectors | 28 | 493 | Patchwork Scissors | 68 | | | |
| 3113 | Super Jumbo Tapestry Needle Set | 21 | 494 | Patchwork Templates | 60 | | | |
| 3114 | Antique Yarn Threader | 22 | 495 | Finger Presser | 49 | | | |
| 3118 | Mini Knitting Counter | 23 | 496 | Gold Eye Quilting Needles Between | 33 | | | |
| 3120 | Knitting Needle Tube Case | 28 | 4960-4983 | Black Gold Needles | 32 | | | |
| 3121 | Darning Needle Set (Bent Tip) | 21 | 497 | Gold Eye Appliqué Needles | 33 | | | |
| 3122/3123 | Coil Knitting Needle Holders | 29 | 499 | Slash Cutter | 67 | | | |
| 3124-3128 | Pom-Pom Maker | 81 | 5000-5003 | Water Soluble Pencil | 44 | | | |
| 3129 | Pom-Pom Maker Set | 81 | 5004/5005 | Iron-On Transfer Pencil | 44 | | | |
| 3140 | Point Protectors and Stopper | 28 | 5013 | Chacopen Blue with Eraser (Water Erasable) | 43 | | | |
| 3141 | Point Protectors Petit | 28 | 5030-5032 | Air Erasable Marker (Purple) | 43 | | | |
| 3142 | Clover Yarn Threader | 22 | 515/516 | Water Erasable Marker | 43 | | | |
| 3143 | Bamboo Marking Pins | 22 | 517 | White Marking Pen (Fine) | 43 | | | |
| 3146 | Flower Loom | 80 | 518 | Eraser Pen | 43 | | | |
| 3147 | Knitting Needle Gauge | 29 | 57-872 | Patchwork Board "MULTI" | 61 | | | |
| 3148-3150 | Stitch Markers Triangle | 26 | 57-924 | Bias Tape Cutting Ruler (mm Gauge) | 71 | | | |
| 3155/3156 | Wonder Clips | 65 | 6014 | Coin Thimble (Medium) | 39 | | | |
| 3157 | Jumbo Wonder Clips (24 pcs.) | 66 | 6017/6018 | Open Sided Thimble | 40 | | | |
| 3159 | Wonder Clips (100 pcs.) | 66 | 6025-6027 | Protect and Grip Thimble | 40 | | | |
| 3160 | Darning Needles with Latch Hook Eye | 21 | 6028-6030 | Natural Fit Leather Thimbles | 39 | | | |
| 3161/3162 | Circular Stitch Holder | 25 | 6031/6032 | Flexible Rubber Thimbles | 40 | | | |
| 3163 | Fork Blocking Pins | 22 | 610 | Adjustable Ring Thimble | 39 | | | |
| 3164 | Pattern Chart Marker Set | 23 | 611 | Adjustable Ring Thimble with Plate | 39 | | | |
| 3165 | Locking Stitch Markers with Clip | 27 | 616 | Double Sided Thimble | 39 | | | |
| 3168 | Lace Darning Needle Set | 21 | 625 | Dome Threaded Needle Case | 57 | | | |
| 3176/3177 | Mini Weaving Loom | 86 | 700 | QUICK BIAS | 60 | | | |
| 3180 | Wonder Clips (Neon Green) | 65 | 7490 | "Quick Cut" Thread Cutter | 56 | | | |
| 3183/3185 | Wonder Clips (Assortment) | 65 | 7500-7503 | Rotary Cutter | 69 | | | |
| 3186 | Jumbo Wonder Clips (12 pcs.) | 66 | 7508-7515 | Rotary Blade Refills | 70 | | | |
| 3188/3189 | Mini Wonder Clips | 64 | 7700/7701 | Hot Hemmer | 53 | | | |
| 3190 | Wonder Clips <Variety Pack> (26 pcs.) | 66 | 7702/7703 | Graph Ruler | 50 | | | |
| 3200 | Swatch Ruler and Needle Gauge | 29 | 7704 | Curve Ruler with Mini Ruler | 50 | | | |
| 3210 | Wonder Pins | 36 | 7705 | Sewing Gauge | 51 | | | |
| 325 | Marking Pins for Knitting | 22 | 7706 | Sliding Gauge | 51 | | | |
| 328 | Knitting Register | 23 | 7707 | Seam Marker Set | 52 | | | |
| 329 | Stitch Ring Markers | 26 | 7708 | Stitch Guide | 62 | | | |
| 330 | Cable Stitch Holders | 24 | 7709 | Sliding Stitch Guide Foot | 63 | | | |
| 332 | Knitting Bobbin Set | 24 | 7803 | Point 2 Point Turner | 61 | | | |
| 333 | Point Protectors | 28 | 7807 | Hold It Precision Stiletto | 61 | | | |
| 336 | Knitting Counter | 23 | 7812 | Roll & Press | 48 | | | |
| 339 | Darning Needle Set | 21 | 7920-7939 | Natural Wool Roving | 84 | | | |
| 340 | Jumbo Darning Needle Set | 21 | 8003/8004 | Mini Iron II™ "The Adapters" | 73 | | | |
| 341 | Cable Stitch Holders (U-Shaped) | 24 | 8104 | Picot Gauge Set | 85 | | | |
| 347 | Split Ring Markers | 26 | 8107/8108 | Spare Bobbin Set | 85 | | | |

www.clover-mfg.com

info@clover-mfg.com

CLOVER MFG. CO., LTD.

3-15-5 Nakamichi, Higashinari-ku, Osaka, Japan

897291

JAN 2022
170KMT